

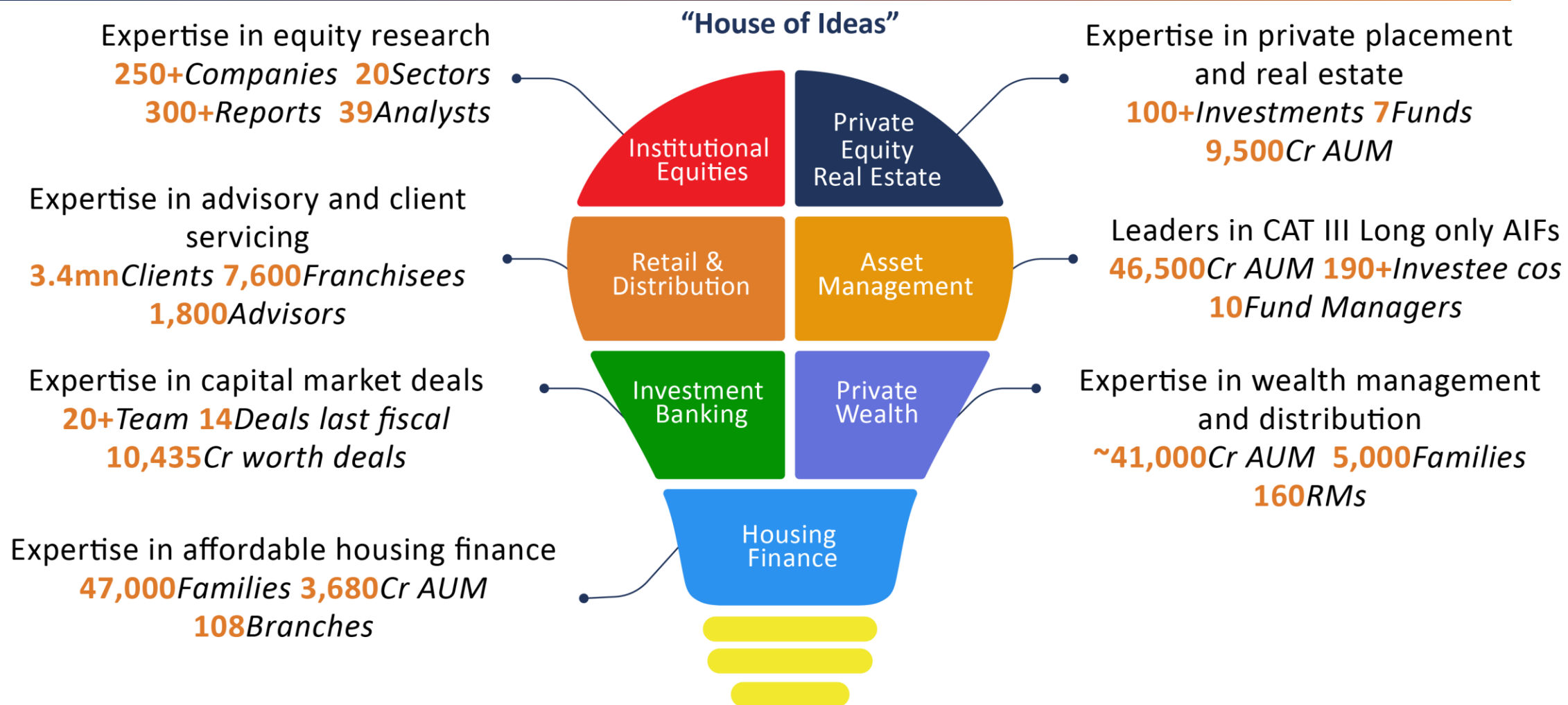


THOUGHT LEADERS IN EQUITY

Focused, Process Driven, Ideas Powerhouse

THINK EQUITY. THINK MOTILAL OSWAL.

Veritable Ecosystem in Financial Services



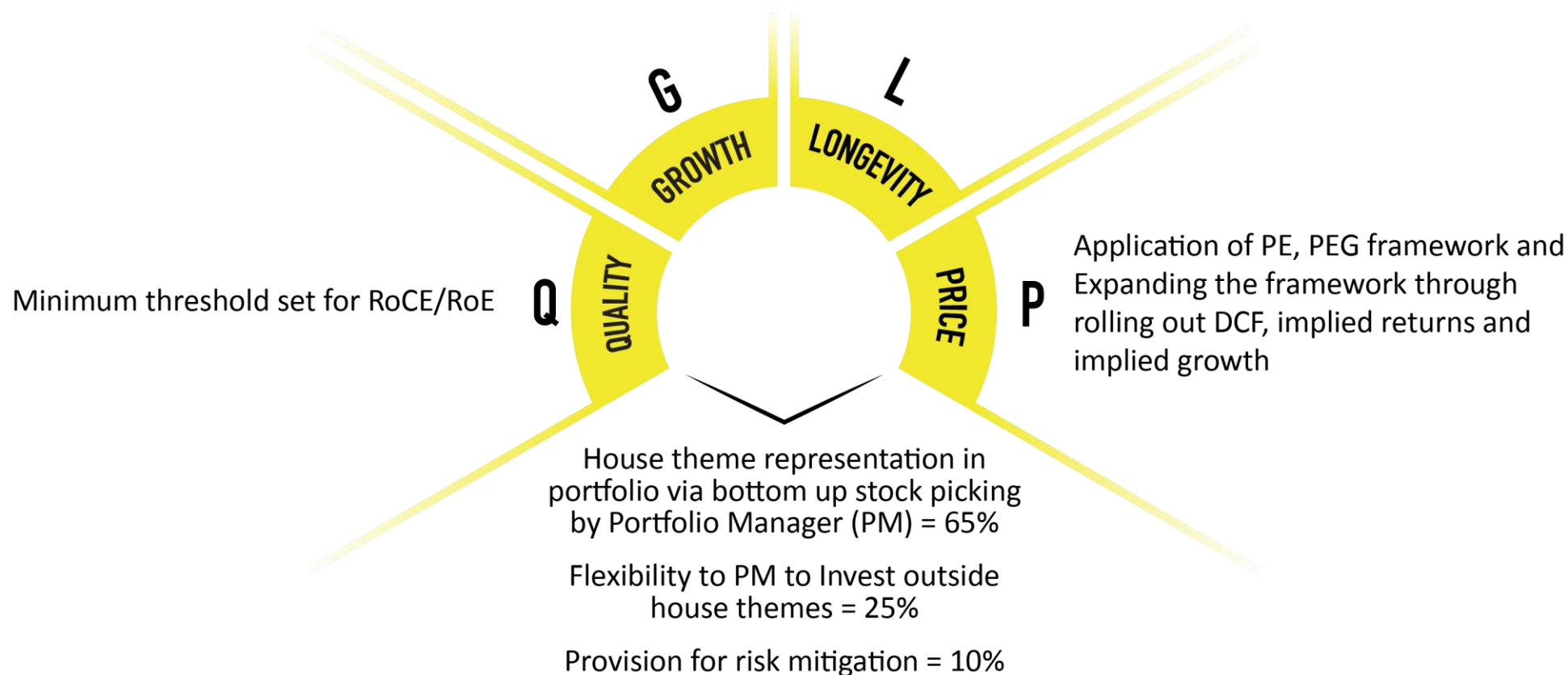
We have established experience in arguably most segments under financial services

Source: MOAMC Internal, Data as on 31st December 2022.

THINK EQUITY. THINK MOTILAL OSWAL.

Disciplined Investing following “Q-G-L-P” Investment Process

Ensuring Longevity of Growth by investing in sustainable themes identified by the Investment team collectively



The above graph/data is used to explain the concept and is for illustration purpose only. The data mentioned herein are for general and comparison purpose only and not a complete disclosure of every material fact, and should not be used for development or implementation of an investment strategy. Past performance may or may not be sustained in future.

Risk Management Framework for Consistency & Sustainability of Performance



Stock Weightage & Stock Sizing

Minimum and maximum exposure limits set



Sector Sizing

Limits on sector deviations relative to benchmark



Diversification Strategy

Portfolio size capped up to 35 stocks



Profit Taking / Stop Loss Framework

Proprietary framework for measuring triggers



Stringent Liquidity Framework

Ensuring efficient management for ability to take necessary action

The above graph/data is used to explain the concept and is for illustration purpose only. The data mentioned herein are for general and comparison purpose only and not a complete disclosure of every material fact, and should not be used for development or implementation of an investment strategy. Past performance may or may not be sustained in future.

25+ Years of Thought Leadership – Wealth Creation Studies



Skin in the Game



What is at stake?
~4,000+ Cr

Source: MOAMC Internal, Data as on 31st December 2022.

IOP

Set to seize the opportunity

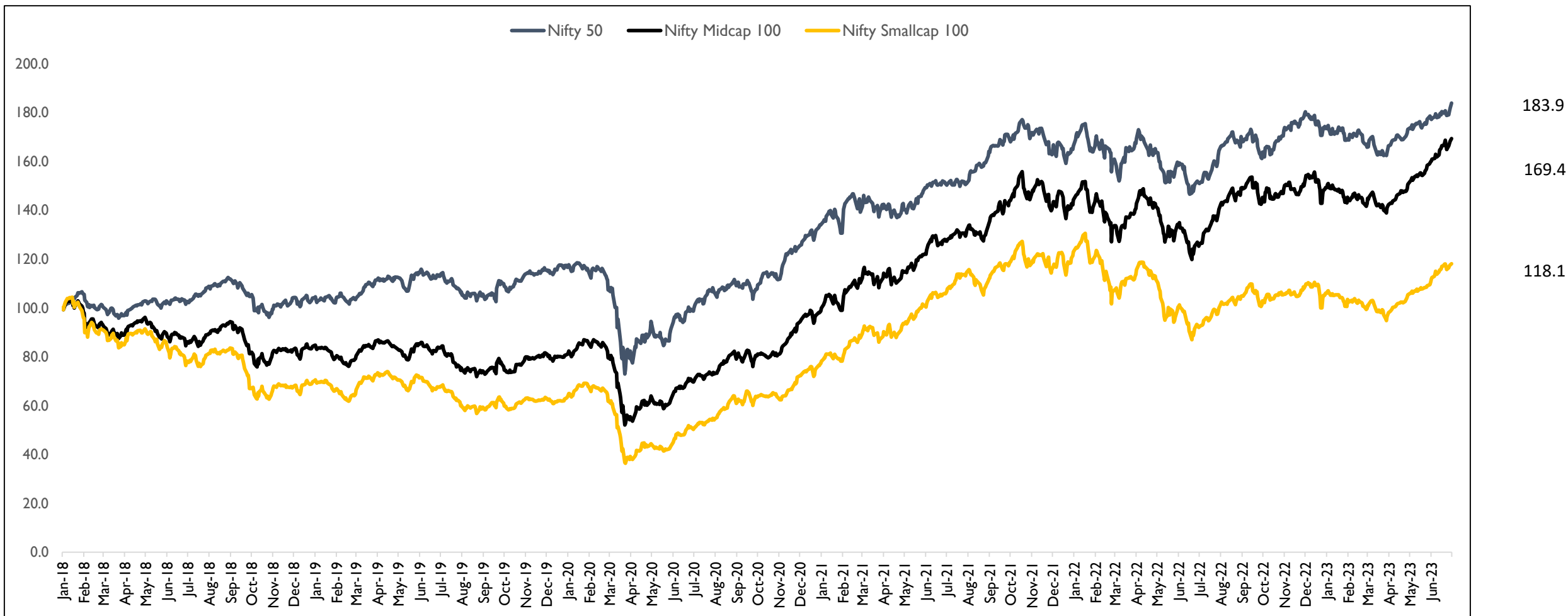
June 2023

The proposition and proposal

- **Small cap** focussed portfolio for long term wealth creation
- QGLP Screening most relevant for Small Caps – Quality Growth. Longevity aspects
- **Balanced** Portfolio Construct between compounders and economic recovery beneficiaries
- Non linear growth potential in small caps on expected economic revival
- **Stocks are slaves of Earnings** – PEG -1.0x – Attractive Investment Proposition

Why now? – Expect smallcaps to bounce back with economic recovery

Large caps and mid caps have been outperforming smallcaps for nearly 5 years now ...

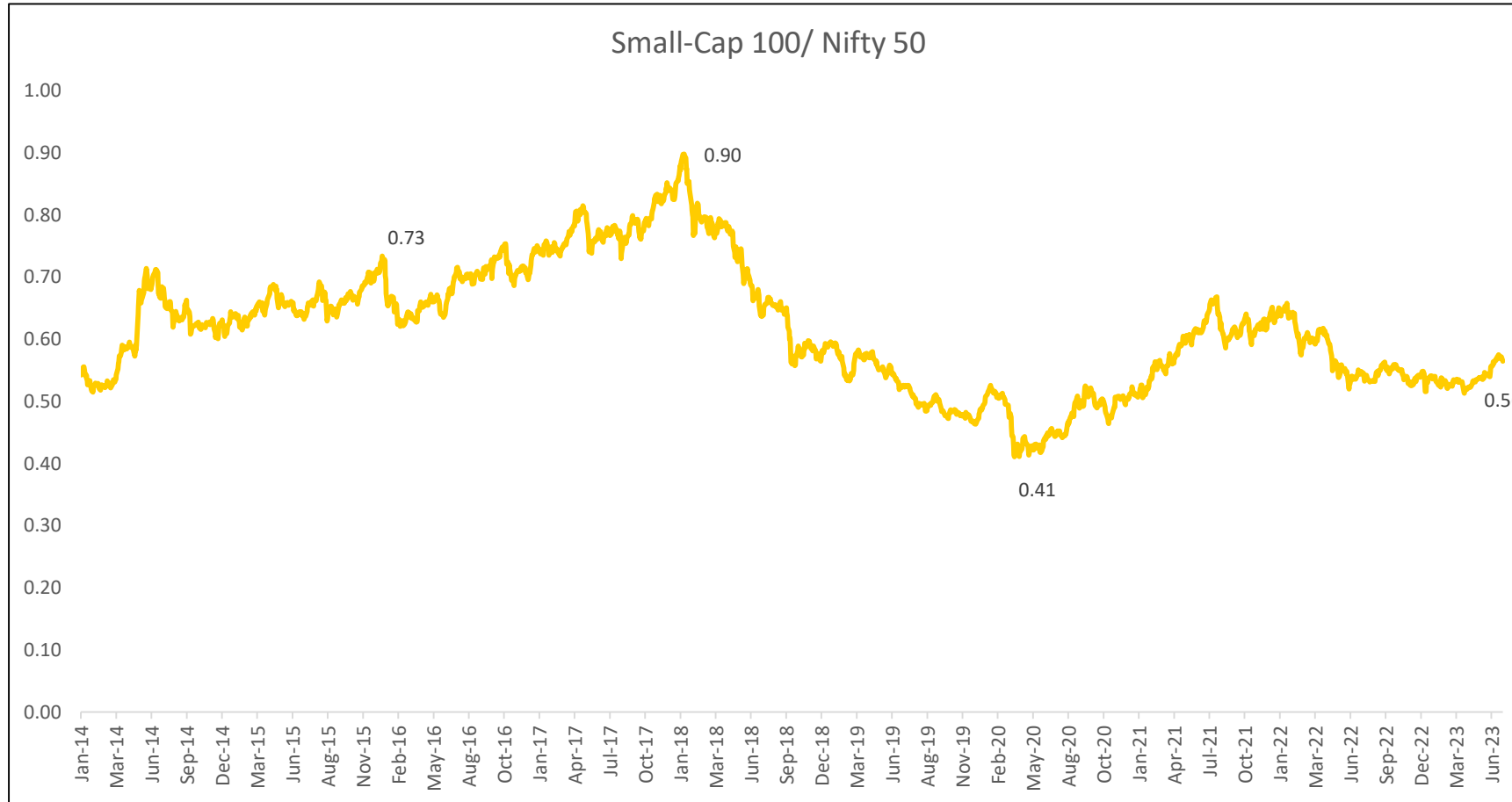


Source: MOAMC Internal Research, Data as on 30th June 2023

Disclaimer: Past performance may or may not be sustained in future. The above graph is used to explain the concept and is for illustration purpose only and should not be used for development or implementation of an investment strategy.

THINK EQUITY. THINK MOTILAL OSWAL.

Why now? – Ample room for Growth: Nifty Small/ Nifty 50 still attractive



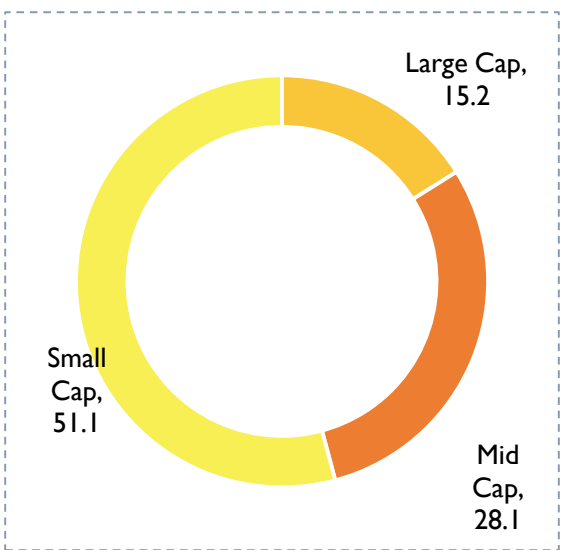
- This ratio is a good indicator for investing in smallcaps
- It peaked out at ~0.9. Current level suggests room for growth

Source: MOAMC Internal Research, Data as on 30th June 2023

Disclaimer: Past performance may or may not be sustained in future. The above graph is used to explain the concept and is for illustration purpose only and should not be used for development or implementation of an investment strategy.

Low PEG: Earnings Growth and Valuations in a Sweet Spot

Favorable Market Cap Mix*



QGLP Philosophy

Quality

RoE: 17% FY25E

Growth

27% PAT CAGR over FY23 – 25E

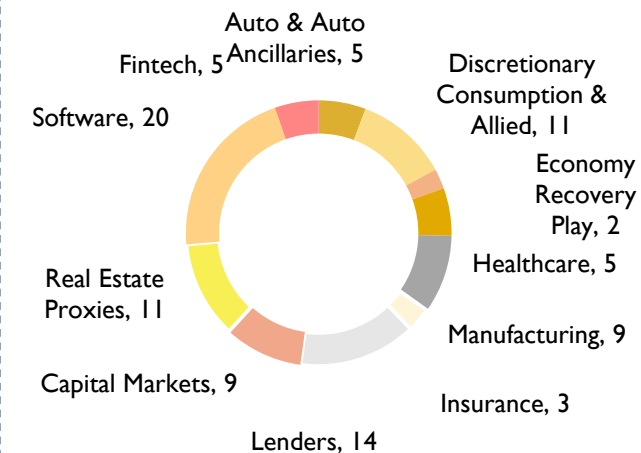
Longevity

High

Price

PE: 17x FY25; PEG: 1.0x

Sector Mix



* % of AUM
Data as on 30th June 2023.
Disclaimer: The Sectors mentioned above are used to explain the concept and is for illustration purpose only and should not be used for development or implementation of any investment strategy. It should not be construed as investment advice to any party. The stocks may or may not be part of our portfolio/strategy/ schemes. Past performance may or may not be sustained in future.

Low PEG: WCS23 'Valuations Insight' – Evidence Suggests it's the Best Time to Buy

PEG is short for P/E to Growth ratio : TTM P/E divided by 3 yrs forward earnings growth

PEG- What Works & What Doesn't		
PEG	Average 3Yr Alpha	Instances from 1998-2015
0-1	19%	33%
3+	-10%	11%
< 0*	-19%	34%
* A PEG lesser than zero implies PAT de-growth in the next 3 years		

In the 23rd Annual Wealth Creation Study, we used the PEG Ratio with 3-years' forward earnings to study return outcomes.

The findings revealed that

- **Buying stocks at PEG around 1x is supremely profitable**

Data and inferences based on the results published in the Wealth Creation Study no 23 titled Valuation Insights

Low PEG: WCS23 'Valuations Insight' – Evidence Suggests it's the Best Time to Buy

Period 2013-18					
	1 yr	2 yr	3 yr	4 yr	5 yr
Sensex Return	19%	22%	10%	12%	12%
PEG < 1x Return	36%	61%	38%	45%	39%
Alpha	17%	39%	28%	33%	27%

- Efficacy of PEG ratio is remarkable irrespective of the number of years of growth insight that investors may have.
- Thus, PEG of less than 1x works for growth forecasts of 1, 2, 3, 4 or 5 years!
- **PEG of 1x delivered handsome alpha in 14 out of 15 observations (barring GFC led fall in 08)**

Data and inferences based on the results published in the Wealth Creation Study no 23 titled Valuation Insights

Strategy has a stellar track record of identifying Multi-baggers

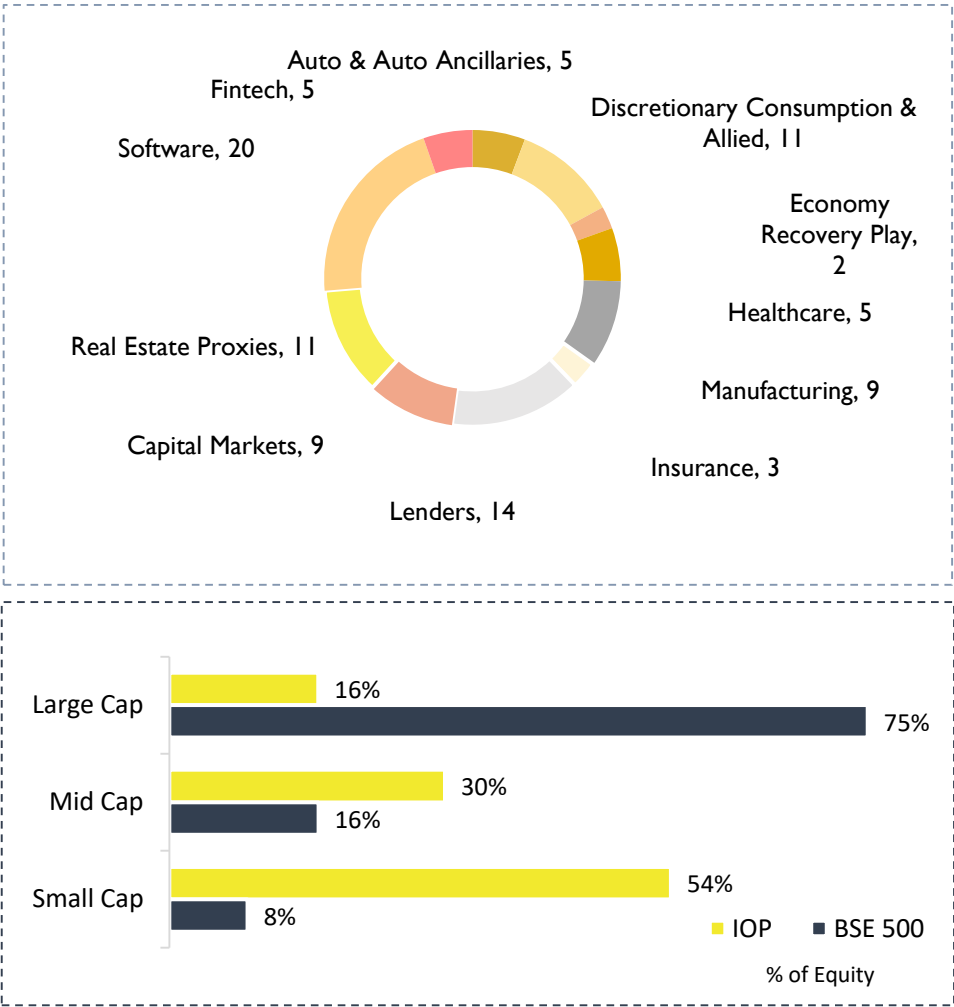
Past Multibaggers	Initial Buy	Portfolio Status	Return	Multiple
Alkem Labs	Dec-15	Exited (Jan-22)	156%	2.6x
TTK Prestige	Jul-16	Exited (Mar-22)	80%	1.8x
Dr.Lal Path Labs	Aug-16	Exited (Nov-20)	119%	2.2x
Mahanagar Gas	Aug-16	Exited (Nov-21)	82%	1.8x

Source: MOAMC Internal Research Disclaimer: The Stocks mentioned above are used to explain the concept and is for illustration purpose only and should not be used for development or implementation of any investment strategy. It should not be construed as investment advice to any party. The stocks may or may not be part of our portfolio/strategy/ schemes. Past performance may or may not be sustained in future

Portfolio Positioning and High Conviction Bets

Portfolio at a Glance

Fintech	One 97 Communications
Software	Persistent Systems
	Mastek Ltd.
	eMudhra
	KPIT Tech
	LTIMINDTREE
	Route Mobile
Real Estate Proxies	KEI Industries
	APL Apollo Tubes
	Finolex Cables
	Price Pipes and Fittings
Capital Markets	CDSL
	Angel One
Lenders	Bank of Baroda
	Indian Bank
	IDFC First Bank

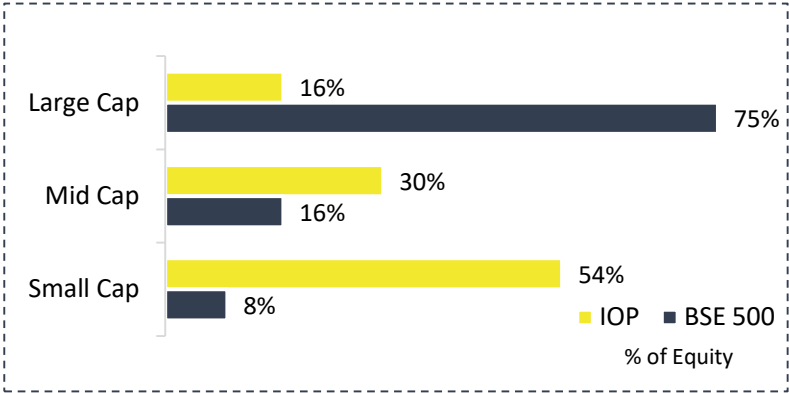


Auto Ancillaries	TVS Motors
Discretionary Consumption & Allied	Trent
	Globus Spirits
	Amber Enterprises
Economy Recovery Plays	Blue Dart
Healthcare	Global Health
Manufacturing	DCX Systems
	Archean Chemicaks
	Garden Reach and Shipbuilders
Insurance	Religare

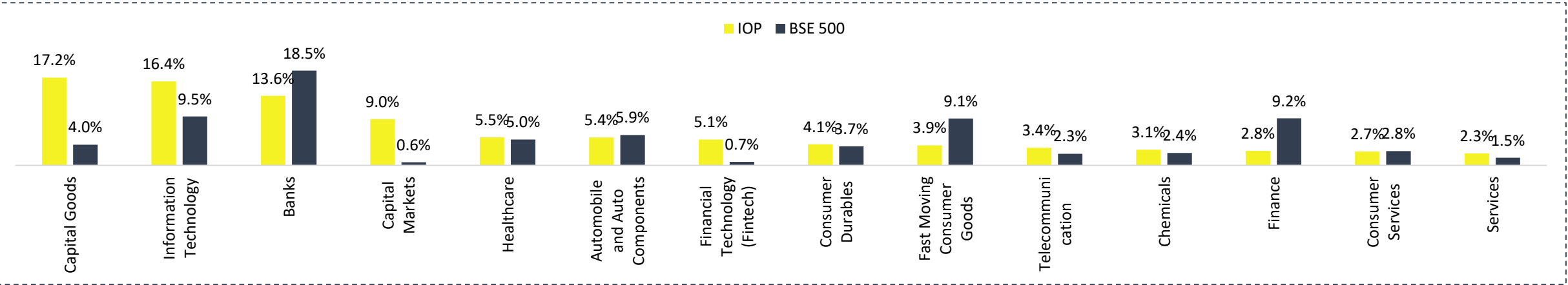
Data as on June 30, 2023
Disclaimer: The above chart is used to explain the concept and is for illustration purpose only. The stocks may or may not be part of our portfolio/ strategy/ schemes. The data mentioned herein are for general and comparison purpose only and not a complete disclosure of every material fact and should not used for development or implementation of an investment strategy. Past performance may or may not be sustained in future.

Motilal Oswal IOP Strategy

Top 10 Holdings	Weight (%)
IDFC FIRST BANK	7.2
Global Health	5.5
Tvs Motor	5.4
ANGEL ONE	5.1
ONE 97 COMMUNICATIONS	5.1
KPIT TECHNOLOGIES	4.8
APL APOLLO TUBES	4.2
PERSISTENT SYSTEMS	4.1
AMBER ENTERPRISES INDIA	4.1
CENTRAL DEPOSITORY SERVICES (INDIA)	4.0



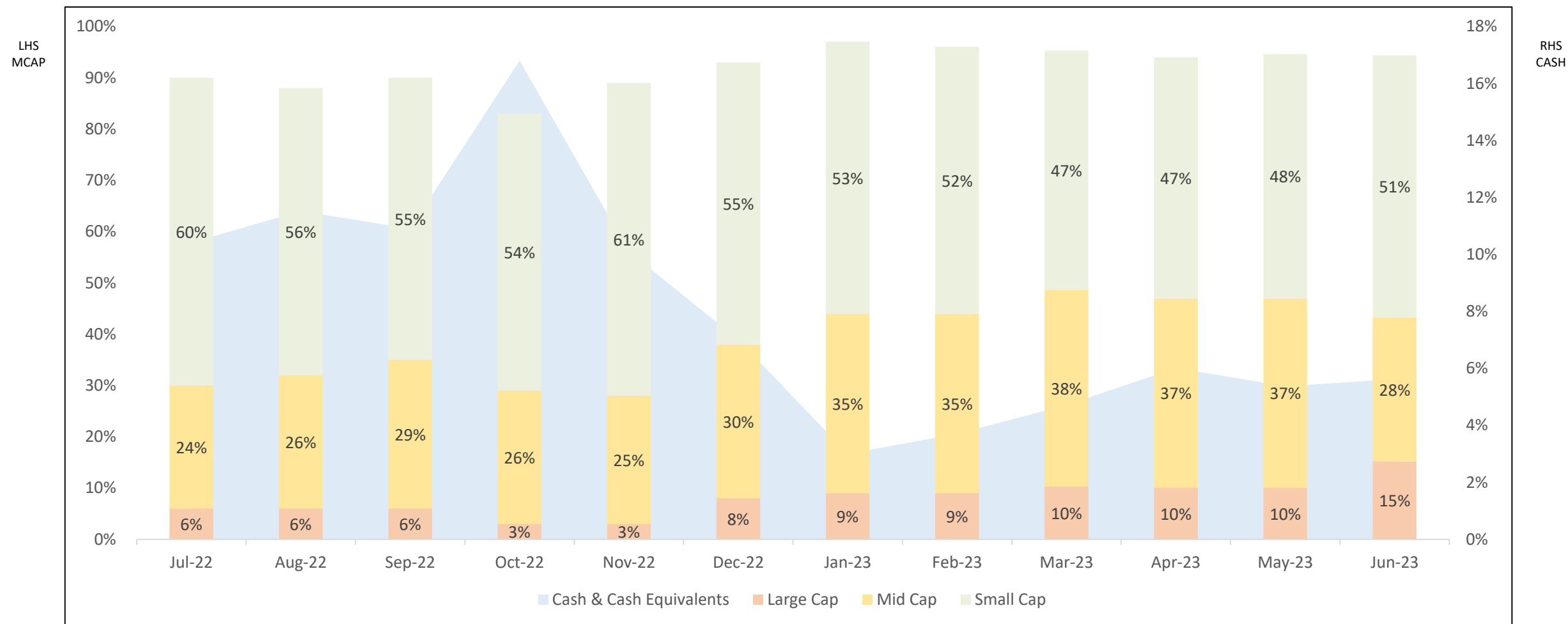
QGLP Metrics	IOP	BSE500
Q : ROE FY25E	17%	15%
G: PAT Growth FY23-25E	27%	17%
P : PEG	1.0	1.5



Data as on June 30 2023

Disclaimer: The above chart/table is used to explain the concept and is for illustration purpose only. The stocks/sectors may or may not be part of our portfolio/ strategy/ schemes. The data mentioned herein are for general and comparison purpose only and not a complete disclosure of every material fact and should not used for development or implementation of an investment strategy. Past performance may or may not be sustained in future.

Historical Market Cap Breakup with cash allocation



Data as on June 30,2023

Disclaimer: The above chart/table is used to explain the concept and is for illustration purpose only. The stocks/sectors may or may not be part of our portfolio/ strategy/ schemes. The data mentioned herein are for general and comparison purpose only and not a complete disclosure of every material fact and should not used for development or implementation of an investment strategy. Past performance may or may not be sustained in future.

Q4FY23 Earnings Update: 58% YoY increase in earnings growth

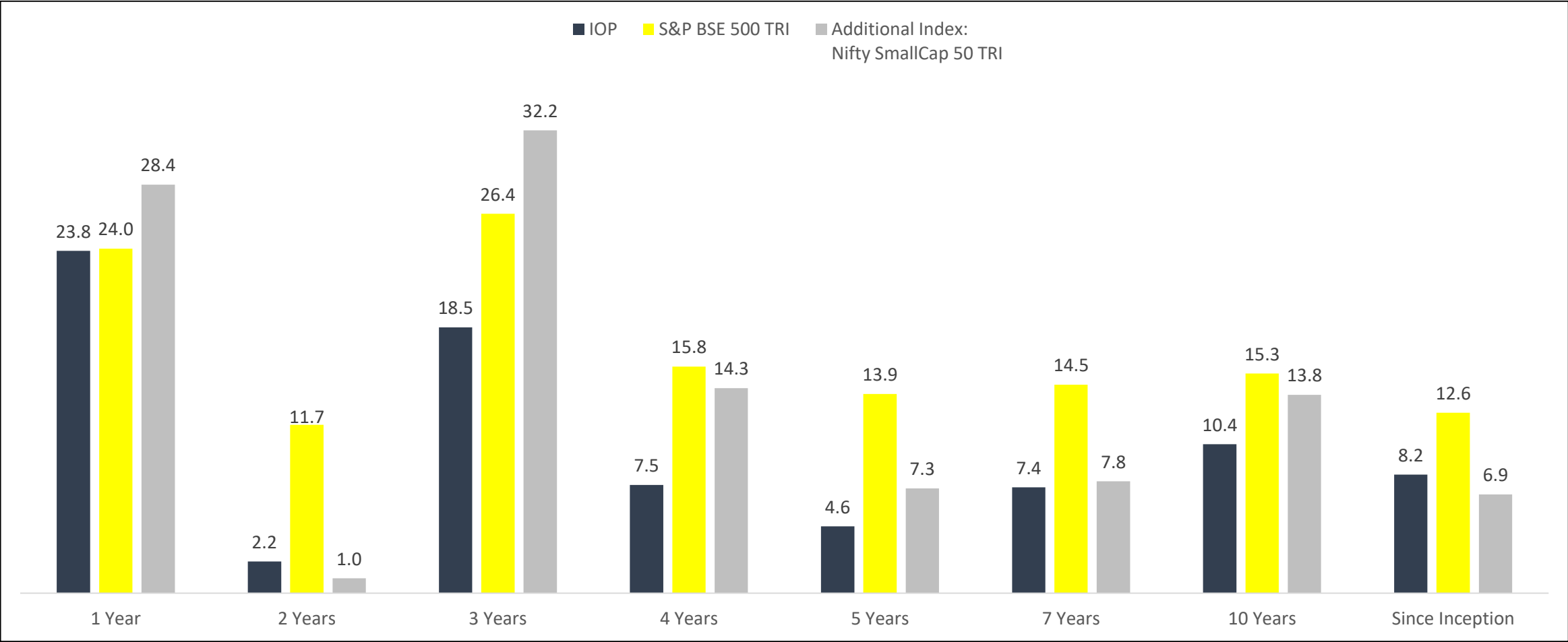
S.No.	Script Names	4Q FY23	TTM
		EPS YoY	EPS YoY
1	IDFC First Bank	128%	1766%
2	KPIT Technologies	41%	39%
3	TVS Motor Company	21%	76%
4	Global Health	446%	62%
5	APL Apollo Tubes	12%	4%
6	Persistent Systems	28%	37%
7	One97 Communications	L to L	L to L
8	Archean Chemical Industries	40%	90%
9	Angel One	29%	41%
10	Amber Enterprises India	82%	44%
Portfolio Aggregate ex Religare		58%	55%

Data as on Mar'23

Disclaimer: The Sectors/Stocks mentioned above are used to explain the concept and is for illustration purpose only and should not be used for development or implementation of any investment strategy. It should not be construed as investment advice to any party. The stocks/sectors may or may not be part of our portfolio/strategy/ schemes. Past performance may or may not be sustained in future.

Portfolio Performance

Portfolio Performance



IOP Strategy Inception Date: 15th Feb 2010; Data as on 30th June 2023; Data Source: MOAMC Internal Research; Please Note: Returns up to 1 year are absolute & over 1 year are Compounded Annualized. Returns calculated using Time Weighted Rate of Return (TWRR) at an aggregate strategy level. The performance related information is not verified by SEBI. All portfolio related holdings and sector data provided above is for model portfolio. Returns & Portfolio of client may vary vis-à-vis as compared to Investment Approach aggregate level returns due to various factors viz. timing of investment/ additional investment, timing of withdrawals, specific client mandates, variation of expenses charged & dividend income. Past performance may or may not be sustained in future and should not be used as a basis for comparison with other investments.



Central Depository Services (India) Limited

Capital markets intermediary in a duopoly play

**PORTFOLIO
WEIGHT:**

4%

Strong Macro variables to support the Growth

Improving macro variables (demographics, per capita income), push towards financial inclusion, and shift in savings towards financial assets bodes well for capital market intermediaries

Duopoly market with significant market share

The asset-light model, duopoly play on the secular increase in stockholder accounts coupled with potential market share gains is a major positive for this thinly covered stock

Well poised for growth as a proxy play

As a proxy play on Indian capital markets, CDSL has several new revenue opportunities like (a) dematerialisation of unlisted public companies (d) transaction charges from new pledge/unpledged rules (c) commodity repository (d) Insurance repository business aids CDSL's topline growth

Company to demand higher multiples

Empirical studies suggest that limited-entry sectors tend to trade at higher multiples as investors gauge greater confidence in revenue/earnings, and more importantly, multiples tend to expand when new entities are listed

Disclaimer: The above chart/table is used to explain the concept and is for illustration purpose only. The stocks/sectors may or may not be part of our portfolio/ strategy/ schemes. The data mentioned herein are for general and comparison purpose only and not a complete disclosure of every material fact and should not used for development or implementation of an investment strategy. Past performance may or may not be sustained in future.

Small Cap stocks are a volatile and unpredictable lot...

...but may provide the greatest opportunities for upside

To earn super-normal returns with small cap stocks:

- **Be patient**
- **Never exit looking at rear-view performance**
- **Double up at extremes if possible**

Pioneers and Veterans of Equity Investing



Raamdeo Agrawal
(Chairman, MOFSL)

- ◆ Raamdeo Agrawal is the Co-Founder of Motilal Oswal Financial Services Limited (MOFSL).
- ◆ As Chairman of Motilal Oswal Asset Management Company, he has been instrumental in evolving the investment management philosophy and framework.
- ◆ He has also authored the Art of Wealth Creation, that compiles insights from 26 years of his Annual 'Wealth Creation Studies'.
- ◆ Raamdeo Agrawal is an Associate of Institute of Chartered Accountants of India.



Navin Agrawal
(MD&CEO, MOAMC)

- ◆ Mr. Navin Agarwal is the Managing Director & CEO of Motilal Oswal Asset Management Company Limited, subsidiary of MOFSL.
- ◆ He started his career as an Analyst in 1994, went on to be Head of Research and managed Portfolios till 2000.
- ◆ He joined Motilal Oswal Group in 2000 and has been instrumental in building many of the businesses of the group including Institutional Equities, Investment Banking, Home Finance among others.
- ◆ He has been a part of the Executive Board that drove business strategy and reviews for all businesses besides capital allocation of the group.



Prateek Agrawal
(Executive Director, MOAMC)

- ◆ Mr. Prateek Agrawal has long distinguished experience in Asset Management Business, investment banking, advisory services and sell side research.
- ◆ Prior to joining Motilal Oswal Asset Management Company Limited, he was associated with ASK Investment Managers Private Limited as Business Head and Chief Investment Officer wherein he has provided leadership to various departments.
- ◆ In his earlier role, he worked as Head of Equity with BNP Paribas Mutual Fund & BOI AXA Mutual Fund and Head of Research in SBI Capital Market.

Portfolio Manager



Rakesh Tarway
Fund Manager

- **Rich Experience:** He has an overall experience of 18 years in equity markets, with a focus on identifying emerging businesses in small & midcap segment.
- **Positions Held:** He has earlier worked as Head of Research at Motilal Oswal Securities and Reliance Securities.
- **Excellent Academic Background:** Rakesh has a Masters in Management Studies (MMS) degree from Jamnalal Bajaj Institute of Management Studies (JBIMS), Mumbai.
- **Funds Managed:** Rakesh has been managing a Small Cap AIF since August 2018.

Disclaimer

Disclaimer: This presentation has been prepared and issued on the basis of internal data, publicly available information and other sources believed to be reliable. The information contained in this document is for general purposes only and not a complete disclosure of every material fact and terms and conditions. The information / data herein alone is not sufficient and shouldn't be used for the development or implementation of an investment strategy. It should not be construed as investment advice to any party. All opinions, figures, charts/graphs, estimates and data included in this presentation are as on date and are subject to change without notice. While utmost care has been exercised while preparing this document, Motilal Oswal Asset Management Company Limited does not warrant the completeness or accuracy of the information and disclaims all liabilities, losses and damages arising out of the use of this information. The statements contained herein may include statements of future expectations and other forward-looking statements that are based on our current views and assumptions and involve known and unknown risks and uncertainties that could cause actual results, performance or events to differ materially from those expressed or implied in such statements. Readers shall be fully responsible /liable for any decision taken on the basis of this presentation. No part of this document may be duplicated in whole or in part in any form and/or redistributed without prior written consent of the Motilal Oswal Asset Management Company Limited. Readers should before investing in the Scheme make their own investigation and seek appropriate professional advice. • Investments in Securities are subject to market and other risks and there is no assurance or guarantee that the objectives of any of the strategies of the Portfolio Management Services will be achieved. • Clients under Portfolio Management Services are not being offered any guaranteed/assured returns. • Past performance of the Portfolio Manager does not indicate the future performance of any of the strategies. • The name of the Strategies do not in any manner indicate their prospects or return. • The investments may not be suited to all categories of investors. • The material is based upon information that we consider reliable, but we do not represent that it is accurate or complete, and it should not be relied upon as such. • Neither Motilal Oswal Asset Management Company Ltd. (MOAMC), nor any person connected with it, accepts any liability arising from the use of this material. The recipient of this material should rely on their investigations and take their own professional advice. • Opinions, if any, expressed are our opinions as of the date of appearing on this material only. While we endeavor to update on a reasonable basis the information discussed in this material, there may be regulatory, compliance, or other reasons that prevent us from doing so. • The Portfolio Manager is not responsible for any loss or shortfall resulting from the operation of the strategy. • Recipient shall understand that the aforementioned statements cannot disclose all the risks and characteristics. The recipient is requested to take into consideration all the risk factors including their financial condition, suitability to risk return, etc. and take professional advice before investing. As with any investment in securities, the Value of the portfolio under management may go up or down depending on the various factors and forces affecting the capital market. Disclosure Document shall be obtained and read carefully before executing the PMS agreement. • Prospective investors and others are cautioned that any forward - looking statements are not predictions and may be subject to change without notice. • For tax consequences, each investor is advised to consult his / her own professional tax advisor. • This document is not for public distribution and has been furnished solely for information and must not be reproduced or redistributed to any other person. Persons into whose possession this document may come are required to observe these restrictions. No part of this material may be duplicated in any form and/or redistributed without 'MOAMCs prior written consent. • Distribution Restrictions – This material should not be circulated in countries where restrictions exist on soliciting business from potential clients residing in such countries. Recipients of this material should inform themselves about and observe any such restrictions. Recipients shall be solely liable for any liability incurred by them in this regard and will indemnify MOAMC for any liability it may incur in this respect.

Custodian: Deutsche Bank A.G. | Auditor: BDO India LLP | Depository: Central Depository Services Ltd | Portfolio Manager: Motilal Oswal Asset Management Company Ltd. (MOAMC) | SEBI Registration No. : INP 000000670 THINK EQUITY THINK MOTILAL OSWAL For any PMS queries please call us on +91 81086 22222 / 022-4054 8002 (press 2 for PMS) or write to pmsquery@motiloswal.com or visit www.motiloswalmf.com

THANK YOU



THINK EQUITY. **THINK** MOTILAL OSWAL.