

Update of Equity MF Offerings

- [Large Cap Funds](#)
- [Large and Mid Cap Funds](#)
- [Flexi Cap Funds](#)
- [Mid Cap Funds](#)
- [Small Cap Funds](#)
- [Other Funds](#)
- [International Funds](#)
- [Equity Linked Saving Schemes \(ELSS\)](#)

Know about the funds

Fund name	Inception	Fund manager	Benchmark	*Performance (Fund vs Benchmark in %)							
				1 year		3 Year		5 year		Since Inception	
Large Cap Funds											
HDFC Top 100 Fund	03-Sep-96	Rahul Baijal	NIFTY 50 - TRI	16.55	12.94	27.68	26.02	12.02	12.89	18.63	16.99
Mirae Asset Large Cap Fund	04-Apr-08	Gaurav Misra	NIFTY 50 - TRI	9.87	12.94	23.88	26.02	11.68	12.89	14.85	11.22
Aditya Birla SL Focused Equity Fund	24-Oct-05	Kunal Sangoi	NIFTY 50 - TRI	9.67	12.94	22.92	26.02	10.78	12.89	13.62	13.49
ICICI Pru Nifty Next 50 Index Fund	25-Jun-10	Kayzad Eghlim	NIFTY NEXT 50 - TRI	7.80	8.67	20.23	21.42	7.44	8.58	10.64	12.07
Large and Mid Cap Funds											
Kotak Equity Opp Fund	09-Sep-04	Harsha Upadhyaya	NIFTY LargeMidcap 250 - TRI	17.46	15.43	27.29	30.81	13.97	13.40	17.92	15.32
Motilal Oswal Large & Midcap Fund	17-Oct-19	Aditya Khemani	NIFTY LargeMidcap 250 - TRI	23.02	15.43	29.36	30.81	-	-	18.23	19.52
Flexi Cap Funds											
Aditya Birla SL Flexi Cap Fund	27-Aug-98	Anil Shah	NIFTY 500 - TRI	11.65	12.74	24.76	27.61	10.51	12.35	21.20	15.79
Franklin India Flexi Cap Fund	29-Sep-94	Anand Radhakrishnan	NIFTY 500 - TRI	13.78	12.74	29.79	27.61	12.26	12.35	17.55	11.91
HDFC Flexi Cap Fund	01-Jan-95	Roshi Jain	NIFTY 500 - TRI	19.90	12.74	33.71	27.61	14.32	12.35	18.33	11.91
Kotak Flexicap Fund	11-Sep-09	Harsha Upadhyaya	NIFTY 200 - TRI	14.13	12.29	23.57	26.45	11.37	12.27	13.47	11.92
Parag Parikh Flexi Cap Fund	28-May-13	Rajeev Thakkar	NIFTY 500 - TRI	16.63	12.74	29.30	27.61	18.08	12.35	18.42	13.97
WOC Flexi Cap Fund	02-Aug-22	Ramesh Mantri	NIFTY 500 - TRI	-	-	-	-	-	-	9.33	6.81
Mid Cap Funds											
HDFC Mid-Cap Opportunities Fund	25-Jun-07	Chirag Setalvad	Nifty Midcap 150 - TRI	26.07	19.81	36.78	36.74	14.04	14.59	16.25	13.75
Kotak Emerging Equity Fund	30-Mar-07	Pankaj Tibrewal	Nifty Midcap 150 - TRI	16.71	19.81	34.84	36.74	14.97	14.59	13.73	14.65
Motilal Oswal Midcap Fund	24-Feb-14	Niket Shah	Nifty Midcap 150 - TRI	27.78	19.81	40.85	36.74	16.68	14.59	20.39	20.34
PGIM India Midcap Opp Fund	02-Dec-13	Vinay Paharia	Nifty Midcap 150 - TRI	12.63	19.81	39.27	36.74	17.62	14.59	17.17	19.83
WOC Mid Cap Fund	07-Sep-22	Ramesh Mantri	S&P BSE 150 MidCap - TRI	-	-	-	-	-	-	7.98	5.41
Small Cap Funds											
DSP Small Cap Fund	14-Jun-07	Vinit Sambre	S&P BSE 250 Small Cap - TRI	15.17	18.52	41.38	42.43	14.21	10.91	16.90	8.85
HDFC Small Cap Fund	03-Apr-08	Chirag Setalvad	S&P BSE 250 Small Cap - TRI	32.32	18.52	47.04	42.43	14.06	10.91	15.51	8.85
Invesco India Smallcap Fund	30-Oct-18	Taher Badshah	S&P BSE 250 Small Cap - TRI	20.74	18.52	37.58	42.43	-	10.91	20.37	17.28
Kotak Small Cap Fund	24-Feb-05	Pankaj Tibrewal	Nifty Smallcap 250 - TRI	11.97	15.39	44.66	42.10	17.03	10.63	16.86	14.86
PGIM India Small Cap Fund	29-Jul-21	Vinay Paharia	Nifty Smallcap 250 - TRI	7.43	15.39	-	-	-	-	4.49	5.81
Other Funds											
HDFC Banking & Financial Services Fund	01-Jul-21	Anand Laddha	Nifty Financial Services - TRI	23.95	19.07	-	-	-	-	9.69	10.33
ICICI Pru India Opp Fund	15-Jan-19	Sankaran Naren	NIFTY 500 - TRI	19.33	12.74	35.97	27.61	-	-	18.54	14.48
Invesco India Contra Fund	11-Apr-07	Taher Badshah	S&P BSE 500 - TRI	13.21	12.85	25.29	27.95	11.72	12.58	13.93	10.94
International Funds											
Mirae Asset NYSE FANG+ETF FoF	10-May-21	Ekta Gala	S&P 500	44.48	1.15	-	-	-	-	11.29	0.00
Motilal Oswal Nasdaq 100 FOF	29-Nov-18	Swapnil P Mayekar	Nasdaq-100	18.99	12.75	17.28	14.23	-	-	21.57	17.51
Motilal Oswal S&P 500 Index Fund	28-Apr-20	Ankush Sood	S&P 500	8.03	1.15	14.47	11.12	-	-	15.55	0.00
Navi US Total Stock Market FoF	24-Feb-22	Aditya Mulki	S&P 500	7.93	1.15	-	-	-	-	4.98	0.00
Equity Linked Savings Scheme											
ICICI Pru LT Equity Fund (Tax Saving)	19-Aug-99	Harish Bihani	NIFTY 500 - TRI	11.26	12.74	25.80	27.61	12.01	12.35	18.98	14.14
Mirae Asset Tax Saver Fund	28-Dec-15	Neelesh Surana	NIFTY 500 - TRI	10.98	12.74	28.64	27.61	14.67	12.35	17.17	13.52
Motilal Oswal Long Term Equity Fund	21-Jan-15	Aditya Khemani	NIFTY 500 - TRI	19.95	12.74	26.15	27.61	9.84	12.35	13.63	11.28

Source: Ace MF, Value Research, Respective AMC website| *Data as on 31st May 2023

Asset Class	Category	Capital Gain			Dividend/Interest	
		Period of LTCG	Rate of STCG	Rate of LTCG	Type	Rate (NEW)
Mutual Fund	Equity MF	More than 12 months	15%	10%	Dividend	Marginal Taxation

*Tax Rates are excluding surcharge and cess.

STCG – Short-term Capital Gains Tax is levied on investments in equity mutual fund held for less than 1 years. The tax rate will be 15% excluding surcharge and cess.

LTCG – Long-term Capital Gains Tax is levied on investments in equity mutual fund held for more than 1 year. The tax rate will be 10% excluding surcharge and cess.

Dividend Taxation – The dividend income is considered other income of the investor and taxable as per marginal tax slab of the investor.

Large Cap Funds

- [HDFC Top 100 Fund](#)
- [Mirae Asset Large Cap Fund](#)
- [Aditya Birla SL Focused Equity Fund](#)
- [ICICI Pru Nifty Next 50 Index Fund](#)

Investment Objective

HDFC Top 100 Fund

The investment objective of the scheme is to provide long-term capital appreciation/income by investing predominantly in Large-Cap companies. There is no assurance that the investment objective of the scheme will be realized.

Mirae Asset Large Cap Fund

The investment objective of the scheme is to generate long term capital appreciation by capitalizing on potential investment opportunities by predominantly investing in equities of large cap companies.

Aditya Birla SL Focused Equity Fund

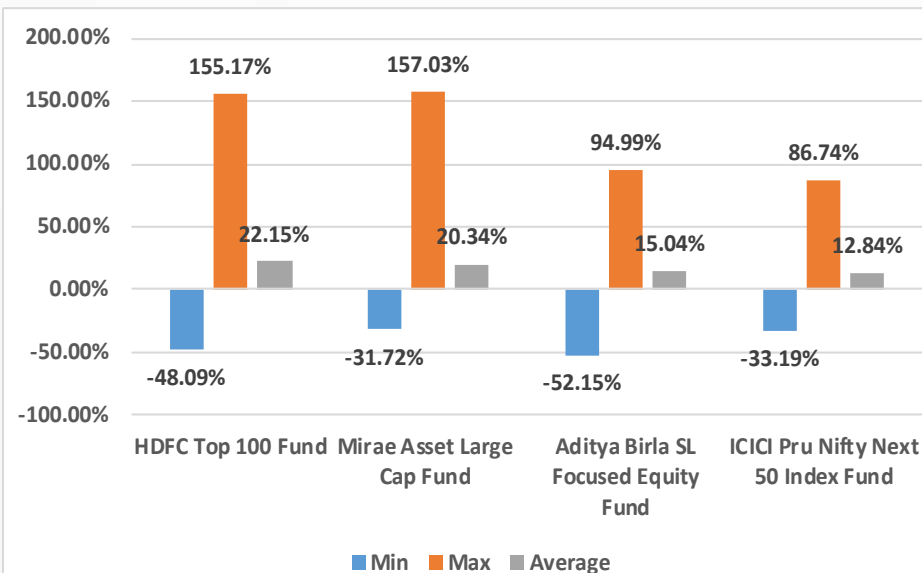
The investment objective of the scheme is to achieve long term capital appreciation by investing in upto 30 companies with long term sustainable competitive advantage and growth potential.

ICICI Pru Nifty Next 50 Index Fund

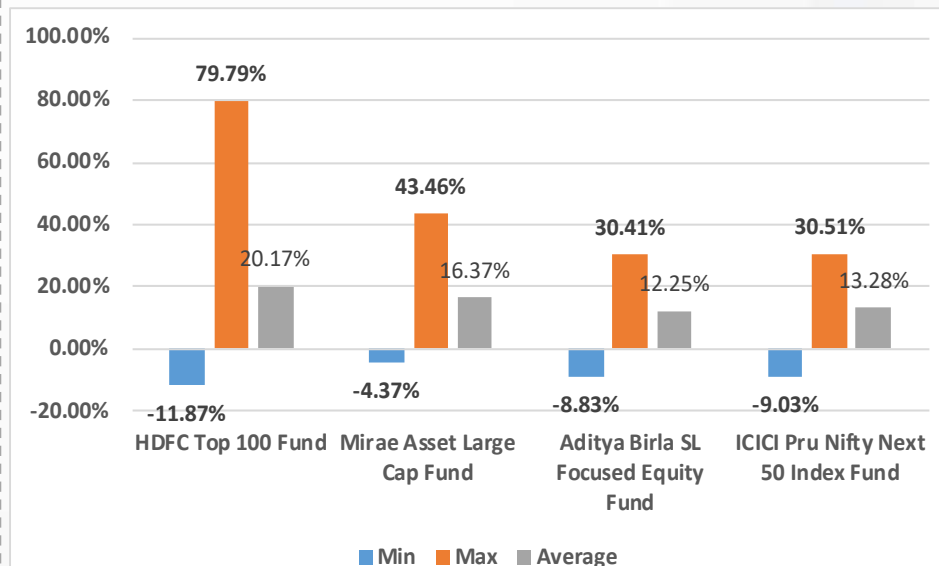
The objective of the fund is to invest in companies whose securities are included in Nifty Next 50 Index and to endeavor to achieve the returns of the above index as closely as possible, though subject to tracking error.

Rolling return

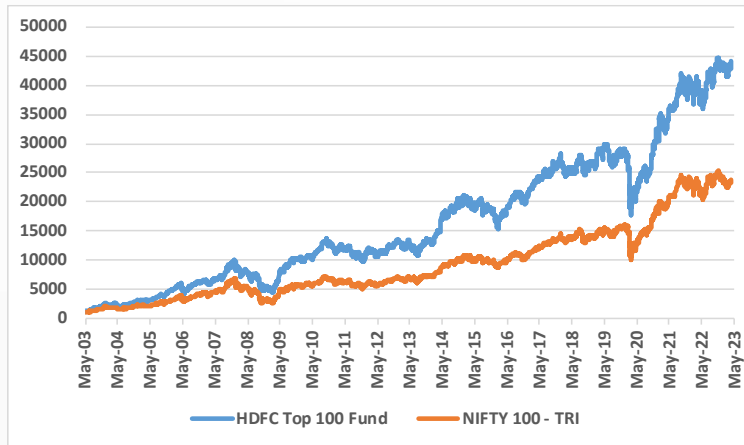
1 Year Rolling return since inception



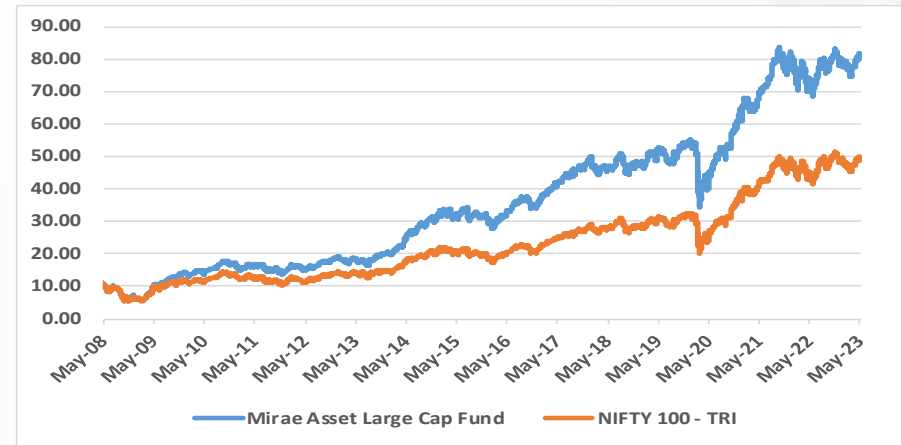
3 Years Rolling return since inception



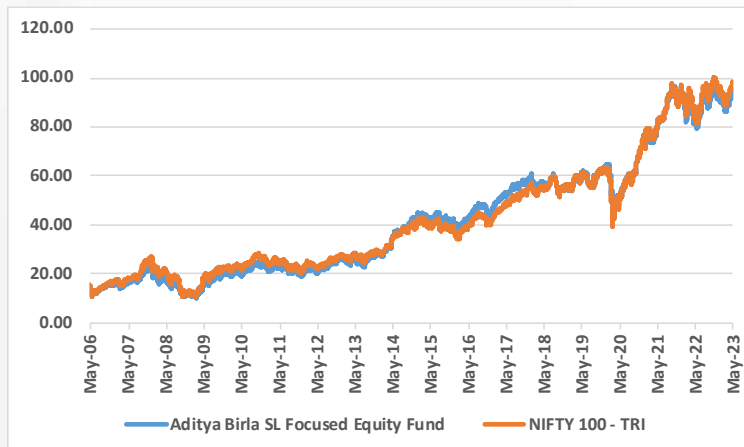
Performance return



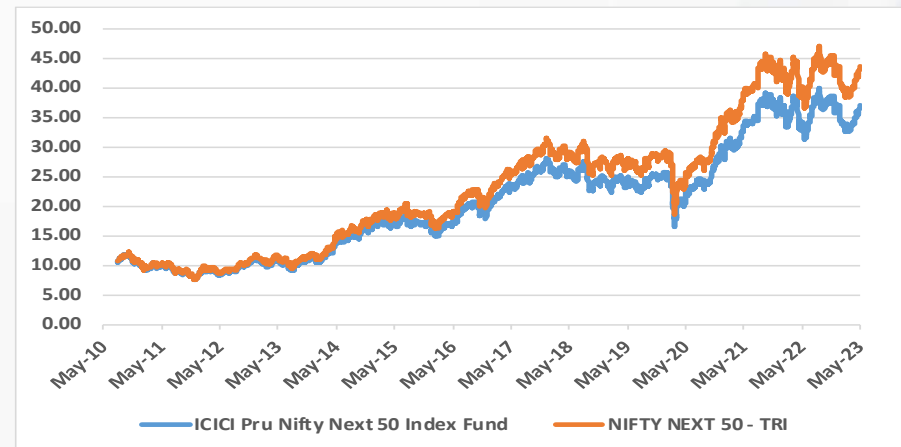
***44.36x in Fund vs 23.648x in NIFTY 100 - TRI since 1st Jan 2003**



7.16x in Fund vs 4.01x in NIFTY 100 - TRI since inception



8.47x in Fund vs 8.79x in Nifty 100 - TRI since inception



2.70x in Fund vs 3.38x in NIFTY Next 50 - TRI since inception

Top 10 Stocks

HDFC Top 100 Fund	% Allocation
ICICI Bank Ltd.	9.34
HDFC Bank Ltd.	8.28
Reliance Industries Ltd.	6.27
ITC Ltd.	5.86
Infosys Ltd.	5.38
Housing Development Finance Corporation Ltd.	4.69
NTPC Ltd.	3.99
Axis Bank Ltd.	3.63
State Bank Of India	3.59
Larsen & Toubro Ltd.	3.59

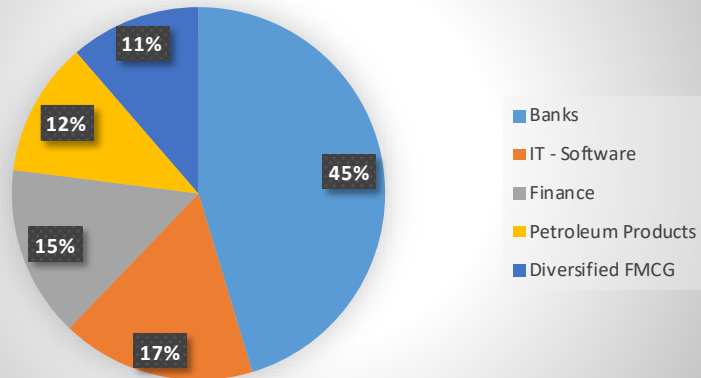
Mirae Asset Large Cap Fund	% Allocation
HDFC Bank Ltd.	10.48
ICICI Bank Ltd.	8.51
Reliance Industries Ltd.	8.24
Infosys Ltd.	7.06
Axis Bank Ltd.	4.94
Bharti Airtel Ltd.	3.92
State Bank Of India	3.29
Housing Development Finance Corporation Ltd.	3.06
Larsen & Toubro Ltd.	2.95
HCL Technologies Ltd.	2.70

Aditya Birla SL Focused Equity Fund	% Allocation
ICICI Bank Ltd.	9.50
Housing Development Finance Corporation Ltd.	8.36
Infosys Ltd.	7.20
Reliance Industries Ltd.	6.07
Axis Bank Ltd.	4.98
Larsen & Toubro Ltd.	4.84
State Bank Of India	4.48
Bharti Airtel Ltd.	4.14
Bajaj Finance Ltd.	3.62
Mahindra & Mahindra Ltd.	3.24

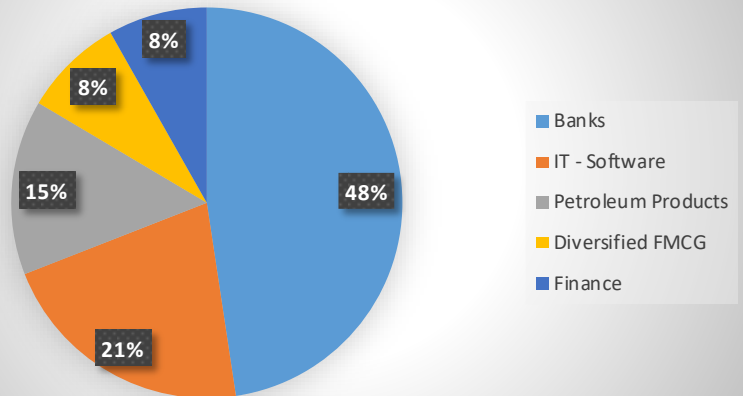
ICICI Pru Nifty Next 50 Index Fund	% Allocation
LTIMindtree Ltd.	3.93
Cholamandalam Investment and Finance Company Ltd.	3.55
Bharat Electronics Ltd.	3.44
Godrej Consumer Products Ltd.	3.43
Pidilite Industries Ltd.	3.41
SRF Ltd.	3.13
Bank Of Baroda	2.95
Shree Cement Ltd.	2.88
Indian Oil Corporation Ltd.	2.83
Havells India Ltd.	2.81

Top 5 Sectors

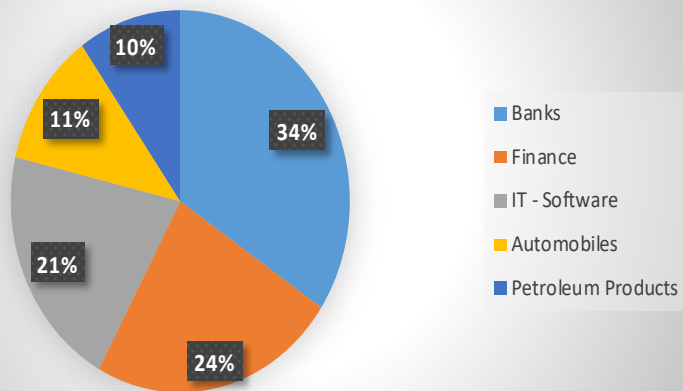
HDFC Top 100 Fund



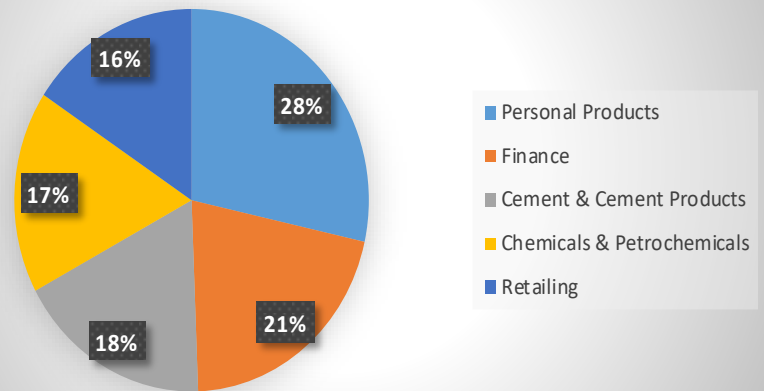
Mirae Asset Large Cap Fund



Aditya Birla SL Focused Equity Fund



ICICI Pru Nifty Next 50 Index Fund



Financials	PB	PE	Expense Ratio	AUM (In Cr.)
HDFC Top 100 Fund	4.4	27.6	1.7	23821
Mirae Asset Large Cap Fund	5.7	32.7	1.5	34640
Aditya Birla SL Focused Equity Fund	4.9	32.5	1.9	5988
ICICI Pru Nifty Next 50 Index Fund	8.7	49.0	0.7	2794

Market Cap Allocation				
Scheme name	Large Cap (%)	Mid Cap (%)	Small Cap (%)	Others/ Cash (%)
HDFC Top 100 Fund	88.70	5.20	0.00	6.10
Mirae Asset Large Cap Fund	82.33	10.73	4.02	2.92
Aditya Birla SL Focused Equity Fund	81.19	12.71	0.00	6.10
ICICI Pru Nifty Next 50 Index Fund	92.30	7.63	0.00	0.06

Stock Universe of our MF offerings

- Duplication of stocks are limited across our offerings.
- Exposure to companies in line with investment theme.

Stock Universe	No. of Stocks
Universe of Stocks	139
Unique no. of Stocks	61
Stocks common	31

Strategies (Total No. of stocks)	Aditya Birla SL Focused Equity Fund (28)	HDFC Top 100 Fund (50)	Mirae Asset Large Cap Fund (61)
Aditya Birla SL Focused Equity Fund (28)	7(17%)	19(75%)	18(69%)
HDFC Top 100 Fund (50)	19(57%)	21(16%)	26(73%)
Mirae Asset Large Cap Fund (61)	18(59%)	26(75%)	33(20%)
Note : Unique stocks & allocation mentioned in highlighted cells			

Instance on How to Read - Stock Universe of our MF offerings (Previous Slide)

- Duplication of stocks are limited across our offerings.
- Exposure to companies in line with investment theme.

Stock Universe	No. of Stocks
Universe of Stocks	25
Unique no. of Stocks	9
Stocks common	16

Strategies (Total No. of stocks)	A	B	C
A	4 (19%)	12 (55%)	4 (16%)
B	12 (59%)	4 (18%)	1 (5%)
C	4 (30%)	1 (11%)	1 (10%)
Note : Unique stocks & allocation mentioned in highlighted cells			

Out of **9 Unique** no. stocks there is only **1** stock in C Strategy with **10% Proportion** which is not allocated in any other MF offered.

4 Stocks of C Fund with **30% Proportion** are **common** amongst both the funds i.e. A & C.

Large and Mid Cap Funds

- [Kotak Equity Opportunities Fund](#)
- [Motilal Oswal Large & Mid Cap Fund](#)

Kotak Equity Opportunities Fund

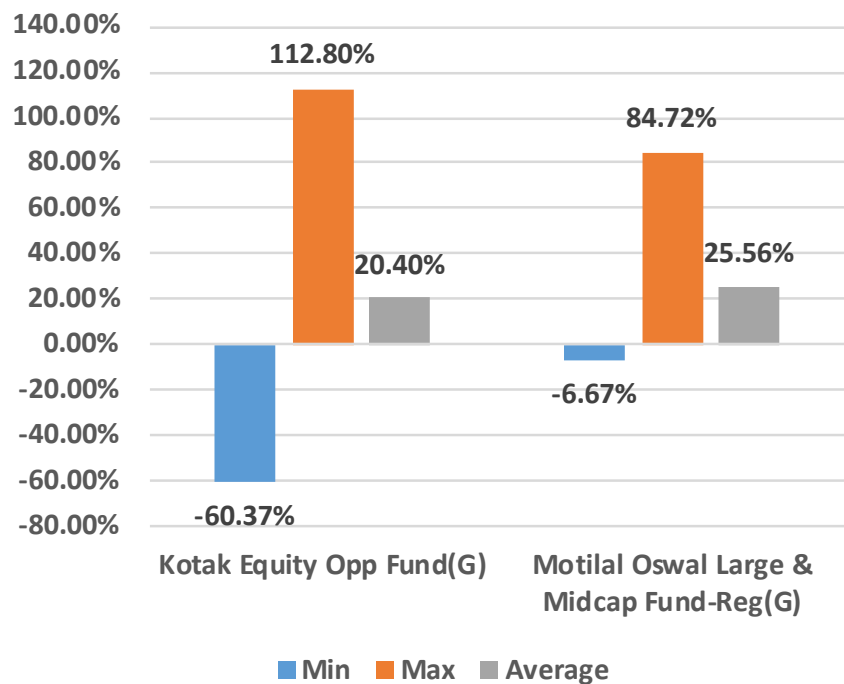
The investment objective of the scheme is to generate capital appreciation from a diversified portfolio of equity and equity related securities. The scheme will invest predominantly in a mix of large and midcap stocks from various sectors, which look promising, based on the growth pattern in the economy.

Motilal Oswal Large & Midcap Fund

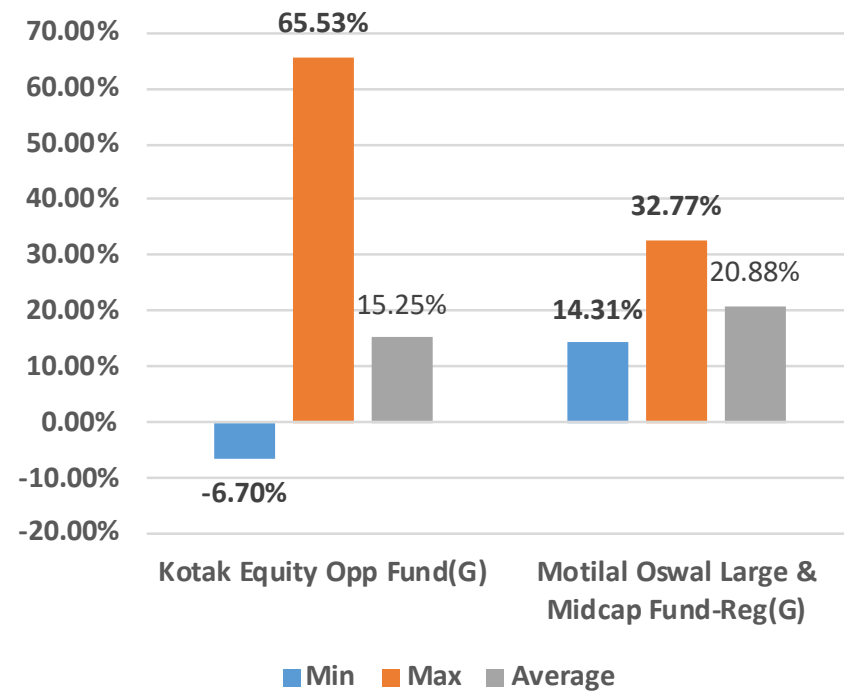
The investment objective of the scheme is to provide medium to long term capital appreciation by investing primarily in Large and Midcap stocks.

Rolling return

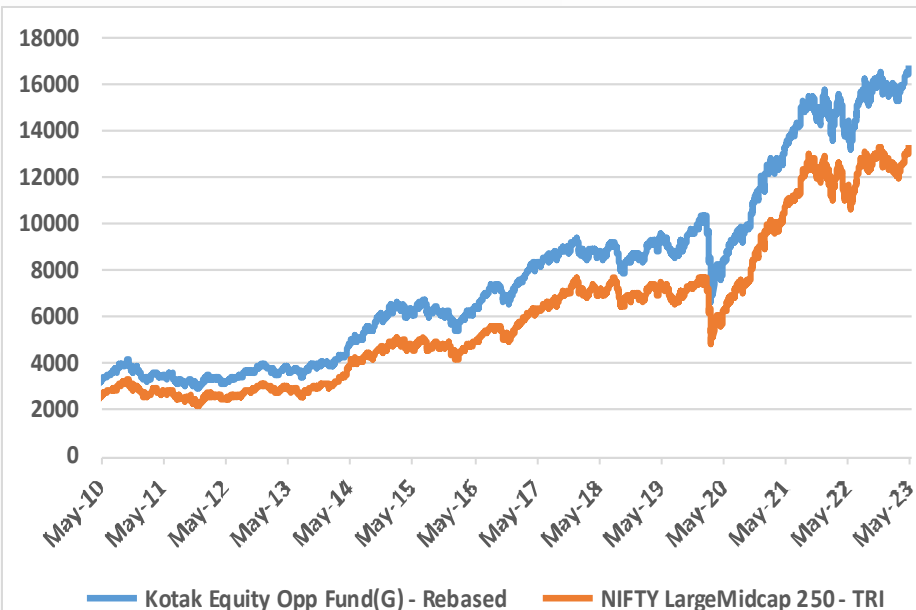
1 Year Rolling return since inception



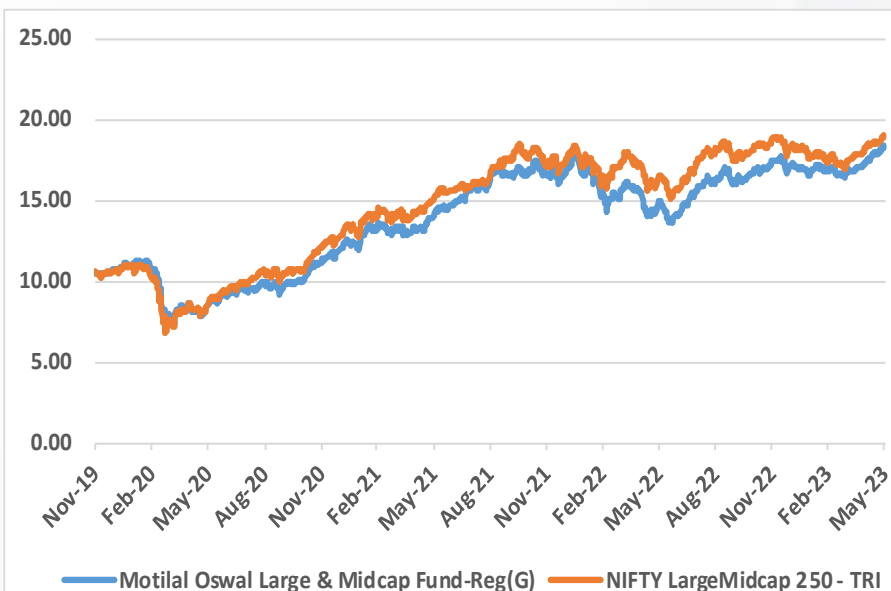
3 Years Rolling return since inception



Performance return



***15.82 in Fund vs 12.33x in NIFTY LargeMidcap 250 - TRI
01st April 2005**



**0.83x in Fund vs 0.91x in NIFTY LargeMidcap 250 - TRI
since inception**

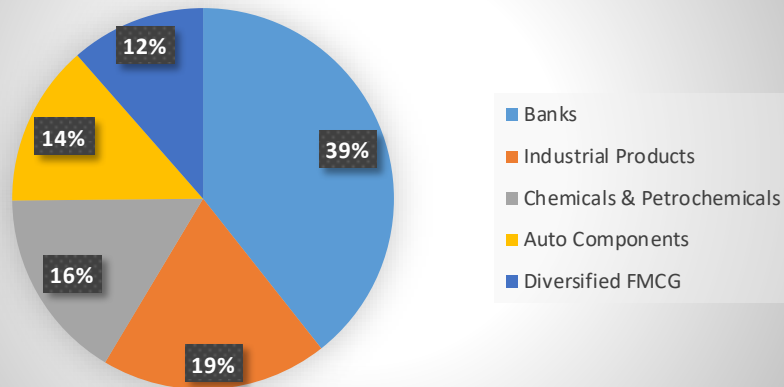
Top 10 Stocks

Kotak Equity Opp Fund	% Allocation
ICICI Bank Ltd.	5.02
State Bank Of India	4.86
Axis Bank Ltd.	4.32
ITC Ltd.	3.73
Maruti Suzuki India Ltd.	3.50
Larsen & Toubro Ltd.	3.19
Reliance Industries Ltd.	3.01
SRF Ltd.	2.88
Bharat Forge Ltd.	2.83
Cummins India Ltd.	2.82

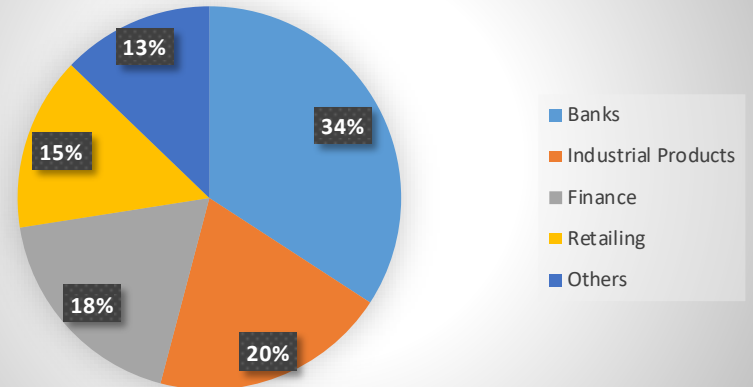
Motilal Oswal Large & Midcap Fund	% Allocation
Global Health Ltd.	5.61
Trent Ltd.	5.57
Fortis Healthcare Ltd.	4.79
Infosys Ltd.	4.57
Titan Company Ltd.	4.41
Mankind Pharma Ltd.	4.22
ICICI Bank Ltd.	4.21
The Federal Bank Ltd.	4.10
Page Industries Ltd.	3.69
Housing Development Finance Corporation Ltd.	3.44

Top 5 Sectors

Kotak Equity Opp Fund



Motilal Oswal Large & Midcap Fund



Financials	PB	PE	Expense Ratio	AUM (In Cr.)
Kotak Equity Opp Fund	5.9	35.7	1.7	13128
Motilal Oswal Large & Midcap Fund	7.8	48.2	2.1	1683

Market Cap Allocation				
Scheme name	Large Cap (%)	Mid Cap (%)	Small Cap (%)	Others/ Cash (%)
Kotak Equity Opp Fund	54.13	36.30	6.02	3.55
Motilal Oswal Large & Midcap Fund	40.78	35.16	17.15	6.91

Stock Universe of our MF offerings

- Duplication of stocks are limited across our offerings.
- Exposure to companies in line with investment theme.

Stock Universe	No. of Stocks
Universe of Stocks	100
Unique no. of Stocks	76
Stocks common	12

Strategies (Total No. of stocks)	Kotak Equity Opp Fund (65)	Motilal Oswal Large & Midcap Fund (33)
Kotak Equity Opp Fund (65)	53(70%)	12(27%)
Motilal Oswal Large & Midcap Fund (33)	12(38%)	21(62%)
Note : Unique stocks & allocation mentioned in highlighted cells		

Instance on How to Read - Stock Universe of our MF offerings (Previous Slide)

- Duplication of stocks are limited across our offerings.
- Exposure to companies in line with investment theme.

Stock Universe	No. of Stocks
Universe of Stocks	25
Unique no. of Stocks	9
Stocks common	16

Strategies (Total No. of stocks)	A	B	C
A	4 (19%)	12 (55%)	4 (16%)
B	12 (59%)	4 (18%)	1 (5%)
C	4 (30%)	1 (11%)	1 (10%)
Note : Unique stocks & allocation mentioned in highlighted cells			

Out of **9 Unique** no. stocks there is only **1** stock in C Strategy with **10% Proportion** which is not allocated in any other MF offered.

4 Stocks of C Fund with **30% Proportion** are **common** amongst both the funds i.e. A & C.

Flexi and Multi Cap Funds

- [Aditya Birla SL Flexi Cap Fund](#)
- [Franklin India Flexi Cap Fund](#)
- [HDFC Flexi Cap Fund](#)
- [Kotak Flexicap Fund](#)
- [Parag Parikh Flexi Cap Fund](#)
- [WOC Flexicap Fund](#)

Investment Objective

Aditya Birla SL Flexi Cap Fund

The objective of the scheme is long term growth of capital, through investment in equity & equity related instruments across market cap (large, mid & small) companies.

Franklin India Flexi Cap Fund

A diversified equity fund that seeks to provide capital appreciation by investing in companies focused on shareholder wealth creation. It is an open ended growth scheme with the objective to provide growth of capital plus regular dividends through a diversified portfolio of equities, fixed income securities and money market instruments.

HDFC Flexi Cap Fund

The objective of the scheme is to generate capital appreciation / income from a portfolio, predominantly invested in equity & equity related instruments.

Kotak Flexicap Fund

The investment objective of the scheme is to generate long term capital appreciation from a portfolio of equity and equity related securities, generally focused on a few selected sectors.

Parag Parikh Flexi Cap Fund

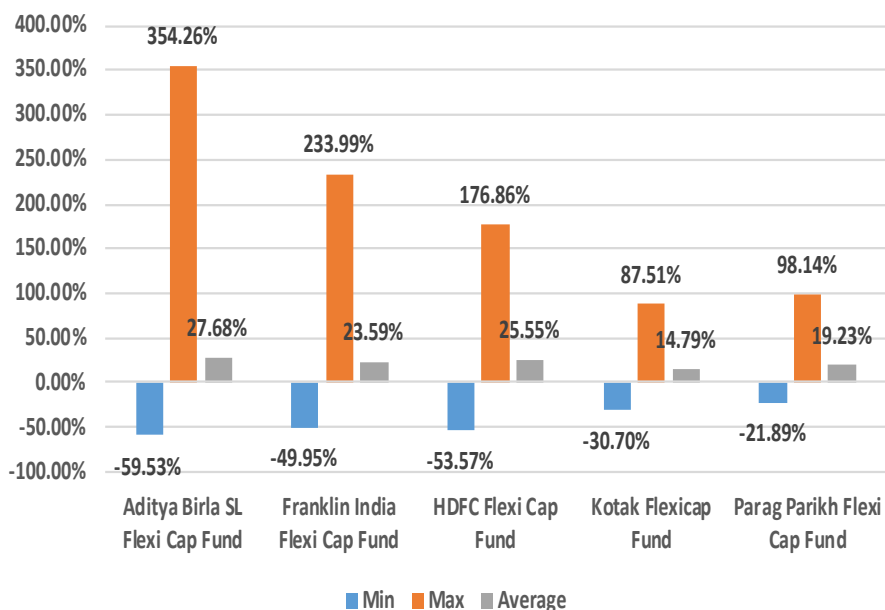
The investment objective of the scheme is to seek to generate long-term capital growth from an actively managed portfolio primarily of equity and Equity Related Securities.

WOC Flexicap Fund

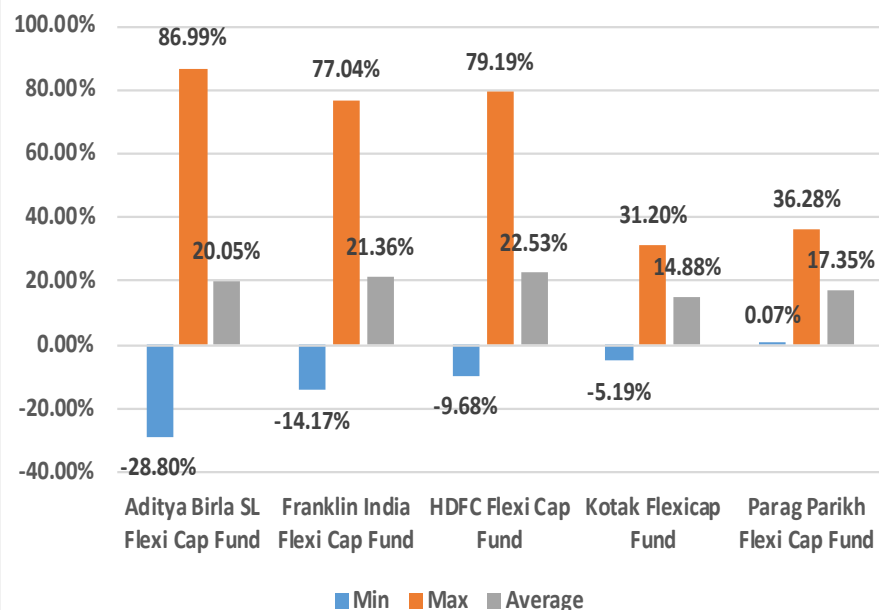
The investment objective of the scheme is to generate long-term capital appreciation by investing predominately in equity & equity related instruments across market capitalization.

Rolling return

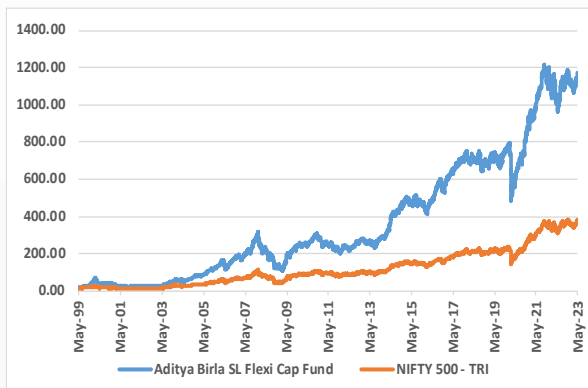
1 Year Rolling return since inception



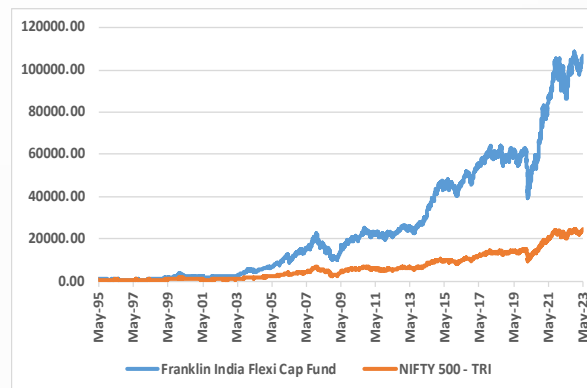
3 Years Rolling return since inception



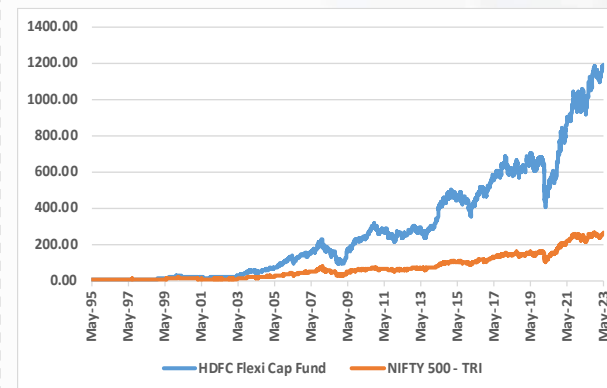
Performance return



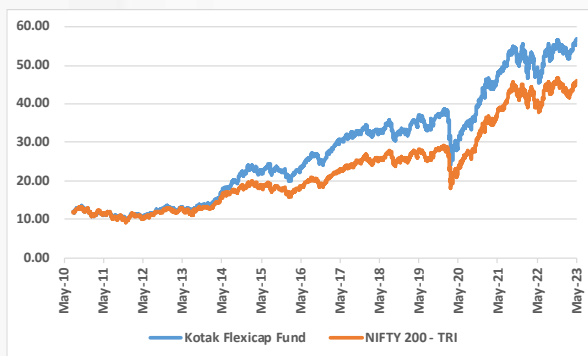
116.21x in Fund vs 36.79x in Nifty 500 - TRI since inception



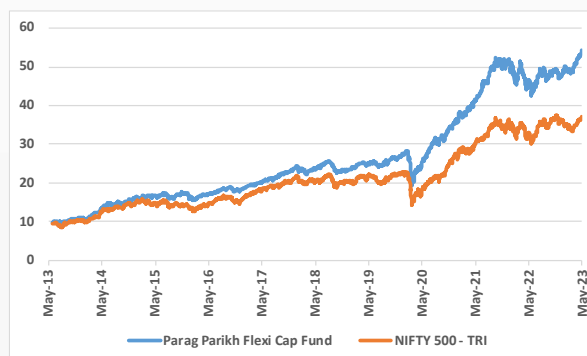
***106.02x in Fund vs 23.54x in Nifty 500 - TRI since 01st Jan 95**



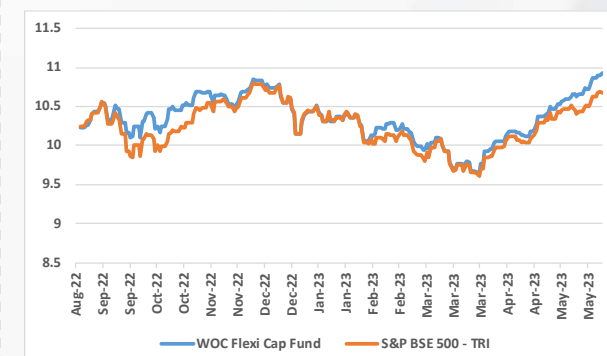
128.59x in Fund vs 27.54x in Nifty 500 - TRI since inception



4.67x in Fund vs 3.61x in Nifty 200 - TRI since inception



4.44x in Fund vs 2.70x in Nifty 500 - TRI since inception



0.09x in Fund vs 0.07x in S&P BSE 500 - TRI since inception

Top 10 Stocks

Aditya Birla SL Flexi Cap Fund	% Allocation
ICICI Bank Ltd.	9.78
HDFC Bank Ltd.	6.96
Infosys Ltd.	5.29
Bharti Airtel Ltd.	4.47
HCL Technologies Ltd.	4.17
Sun Pharmaceutical Industries Ltd.	3.98
Apollo Hospitals Enterprise Ltd.	3.65
Axis Bank Ltd.	3.20
United Spirits Ltd.	2.90
Tata Steel Ltd.	2.76

Franklin India Flexi Cap Fund	% Allocation
ICICI Bank Ltd.	8.87
HDFC Bank Ltd.	8.28
Infosys Ltd.	5.42
Bharti Airtel Ltd.	5.16
Larsen & Toubro Ltd.	5.15
Axis Bank Ltd.	5.13
State Bank Of India	3.44
HCL Technologies Ltd.	3.00
United Spirits Ltd.	2.89
Grasim Industries Ltd.	2.76

HDFC Flexi Cap Fund	% Allocation
ICICI Bank Ltd.	9.71
State Bank Of India	5.63
HDFC Bank Ltd.	5.60
Bharti Airtel Ltd.	4.71
Infosys Ltd.	4.70
HCL Technologies Ltd.	4.48
NTPC Ltd.	4.29
Mahindra & Mahindra Ltd.	4.28
Hindustan Aeronautics Ltd.	4.24
SBI Life Insurance Company Ltd.	3.76

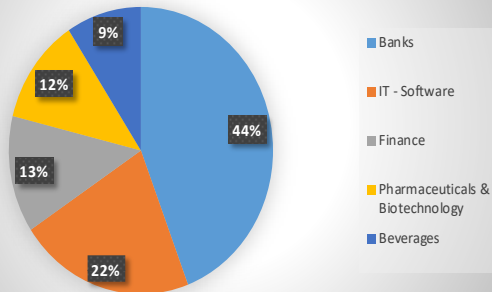
Kotak Flexicap Fund	% Allocation
ICICI Bank Ltd.	9.64
SRF Ltd.	5.02
State Bank Of India	4.97
Larsen & Toubro Ltd.	4.95
Ultratech Cement Ltd.	4.88
HDFC Bank Ltd.	4.84
Axis Bank Ltd.	4.73
Infosys Ltd.	4.71
Reliance Industries Ltd.	4.29
Bharat Electronics Ltd.	3.89

Parag Parikh Flexi Cap Fund	% Allocation
Housing Development Finance Corporation Ltd.	7.89
ITC Ltd.	7.52
Bajaj Holdings & Investment Ltd.	7.32
ICICI Bank Ltd.	5.73
Microsoft Corp	5.57
Axis Bank Ltd.	5.34
Alphabet Inc A	5.32
HCL Technologies Ltd.	4.94
Coal India Ltd.	4.25
Power Grid Corporation Of India Ltd.	4.15

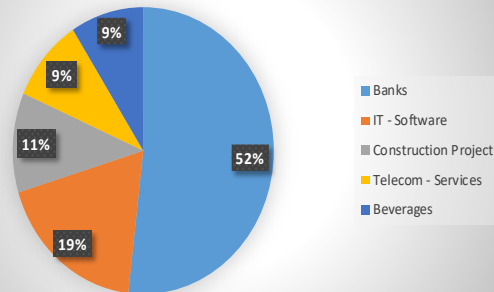
WOC Flexi Cap Fund	% Allocation
ICICI Bank Ltd.	9.05
Housing Development Finance Corporation Ltd.	4.97
Nestle India Ltd.	3.83
Titan Company Ltd.	3.05
Cholamandalam Investment and Finance Company Ltd.	2.84
Reliance Industries Ltd.	2.70
Kotak Mahindra Bank Ltd.	2.44
Infosys Ltd.	2.41
CG Power and Industrial Solutions Ltd.	2.30
HDFC Bank Ltd.	2.30

Top 5 Sectors

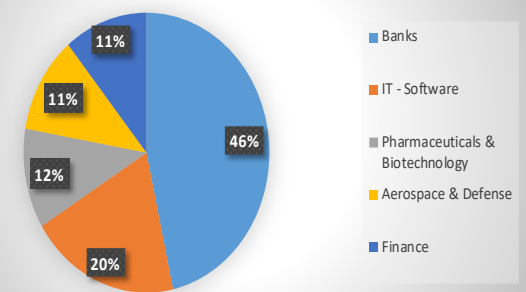
Aditya Birla SL Flexi Cap Fund



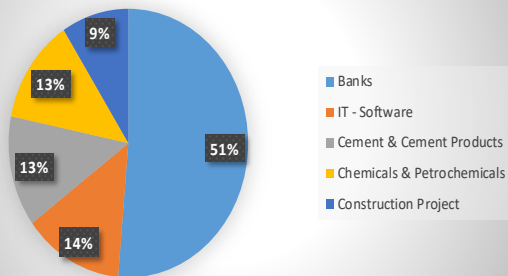
Franklin India Flexi Cap Fund



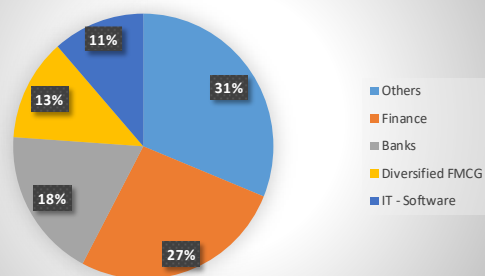
HDFC Flexi Cap Fund



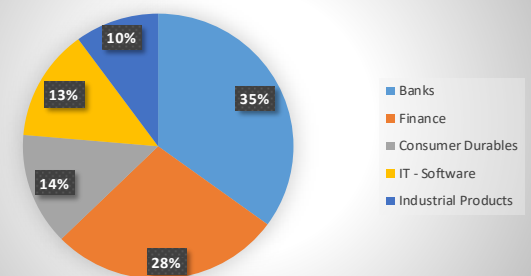
Kotak Flexicap Fund



Parag Parikh Flexi Cap Fund



WOC Flexi Cap Fund



Financials	PB	PE	Expense Ratio	AUM (In Cr.)
Aditya Birla SL Flexi Cap Fund	5.1	35.4	1.7	16455
Franklin India Flexi Cap Fund	5.0	38.9	1.8	10699
HDFC Flexi Cap Fund	4.2	27.4	1.6	34520
Kotak Flexicap Fund	4.7	32.2	1.5	38305
Parag Parikh Flexi Cap Fund	4.1	22.4	1.5	35965
WOC Flexi Cap Fund	10.4	41.4	2.2	1318

Market Cap Allocation				
Scheme name	Large Cap (%)	Mid Cap (%)	Small Cap (%)	Others/ Cash (%)
Aditya Birla SL Flexi Cap Fund	71.84	15.89	10.06	2.22
Franklin India Flexi Cap Fund	72.41	12.62	8.78	6.20
HDFC Flexi Cap Fund	82.54	4.08	5.08	8.29
Kotak Flexicap Fund	71.70	25.64	1.47	1.19
Parag Parikh Flexi Cap Fund	56.27	4.10	6.93	32.70
WOC Flexi Cap Fund	55.40	16.02	20.40	8.18

Stock Universe of our MF offerings

- Duplication of stocks are limited across our offerings.
- Exposure to companies in line with investment theme.

Stock Universe	No. of Stocks
Universe of Stocks	340
Unique no. of Stocks	150
Stocks common	67

Strategies (Total No. of stocks)	Aditya Birla SL Flexi Cap Fund (70)	Franklin India Flexi Cap Fund (50)	HDFC Flexi Cap Fund (45)	Kotak Flexicap Fund (48)	Parag Parikh Flexi Cap Fund (39)	WOC Flexi Cap Fund (88)
Aditya Birla SL Flexi Cap Fund (70)	28(24%)	19(49%)	17(47%)	18(46%)	11(33%)	23(49%)
Franklin India Flexi Cap Fund (50)	19(59%)	18(19%)	19(59%)	13(51%)	11(32%)	10(43%)
HDFC Flexi Cap Fund (45)	17(57%)	19(57%)	14(12%)	14(46%)	10(34%)	11(44%)
Kotak Flexicap Fund (48)	18(55%)	13(49%)	14(50%)	18(24%)	13(38%)	20(60%)
Parag Parikh Flexi Cap Fund (39)	11(29%)	11(21%)	13(28%)	13(28%)	16(37%)	13(32%)
WOC Flexi Cap Fund (88)	23(43%)	10(23%)	20(33%)	13(30%)	13(30%)	56(42%)
Note : Unique stocks & allocation mentioned in highlighted cells						

Instance on How to Read - Stock Universe of our MF offerings (Previous Slide)

- Duplication of stocks are limited across our offerings.
- Exposure to companies in line with investment theme.

Stock Universe	No. of Stocks
Universe of Stocks	25
Unique no. of Stocks	9
Stocks common	16

Strategies (Total No. of stocks)	A	B	C
A	4 (19%)	12 (55%)	4 (16%)
B	12 (59%)	4 (18%)	1 (5%)
C	4 (30%)	1 (11%)	1 (10%)
Note : Unique stocks & allocation mentioned in highlighted cells			

Out of **9 Unique** no. stocks there is only **1** stock in C Strategy with **10% Proportion** which is not allocated in any other MF offered.

4 Stocks of C Fund with **30% Proportion** are **common** amongst both the funds i.e. A & C.

Mid Cap Funds

- [HDFC Mid-Cap Opportunities Fund](#)
- [Kotak Emerging Equity Fund](#)
- [Motilal Oswal Midcap Fund](#)
- [PGIM India Midcap Opportunities Fund](#)
- [WOC Mid Cap Fund](#)

Investment Objective

HDFC Mid-Cap Opportunities Fund

The objective of the scheme is to provide long-term capital appreciation/income by investing predominantly in Mid-Cap companies.

Kotak Emerging Equity Fund

The investment objective of the scheme is to generate longterm capital appreciation from a portfolio of equity and equity related securities, by investing predominantly in mid companies..

Motilal Oswal Midcap Fund

The investment objective of the scheme is to achieve long term capital appreciation by investing in quality mid-cap companies having long-term competitive advantages and potential for growth.

PGIM India Midcap Opportunities Fund

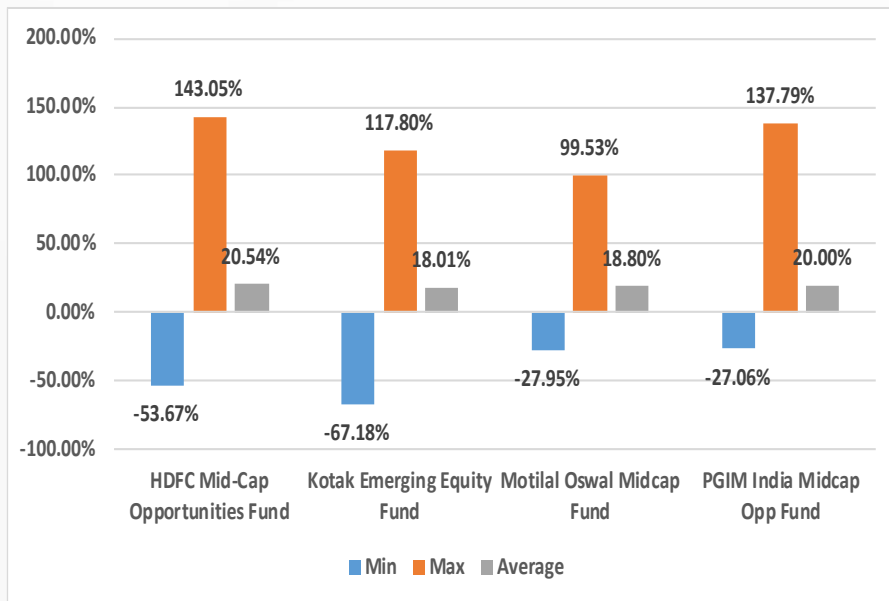
The primary objective of the scheme is to achieve long term capital appreciation by predominantly investing in equity & equity related instruments of mid cap companies.

WOC Mid Cap Fund

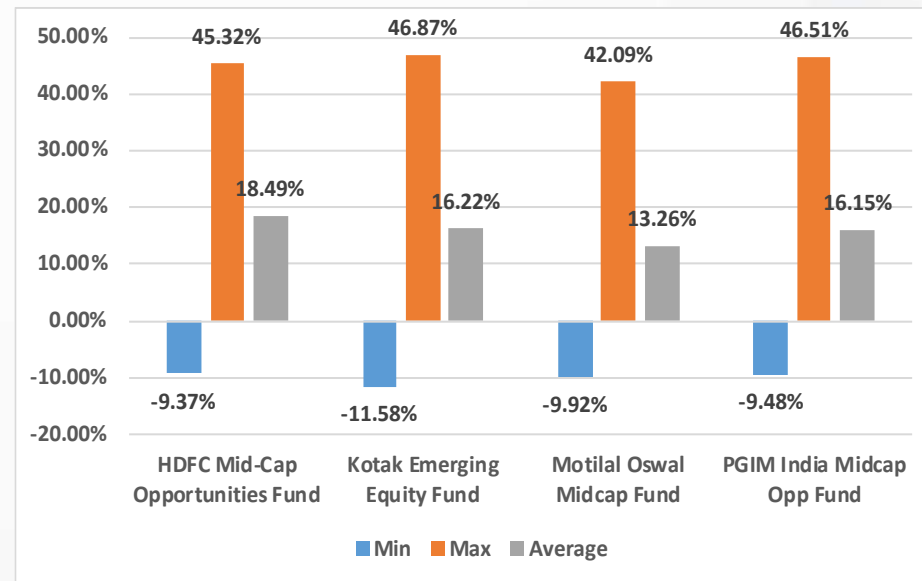
The primary objective of the scheme is to generate capital appreciation by actively investing in and managing a diversified portfolio primarily composed of mid- cap stocks.

Rolling return

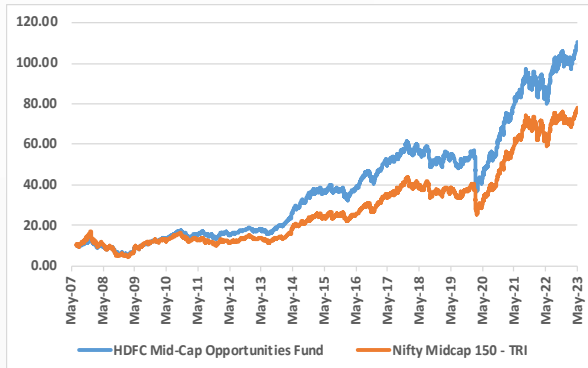
1 Year Rolling return since inception



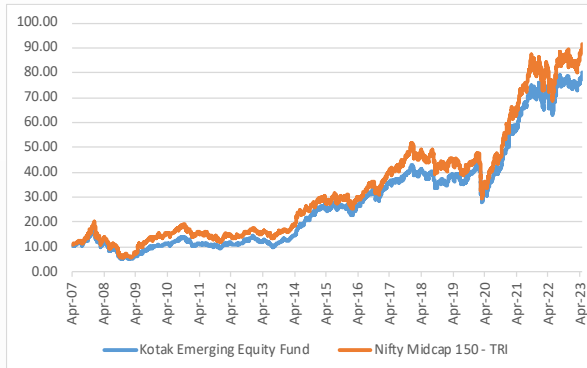
3 Years Rolling return since inception



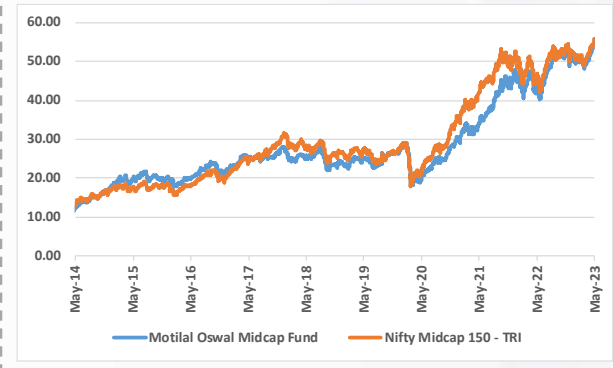
Performance return



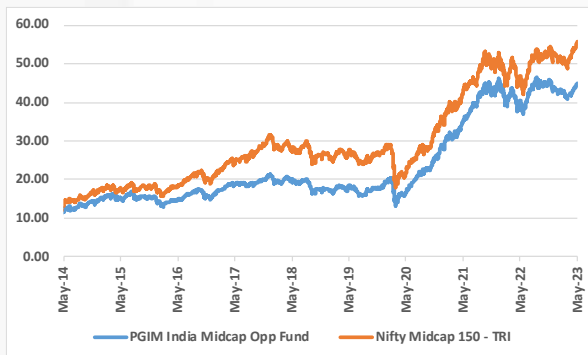
10.03x in Fund vs 6.80x in Nifty Midcap 150 - TRI since inception



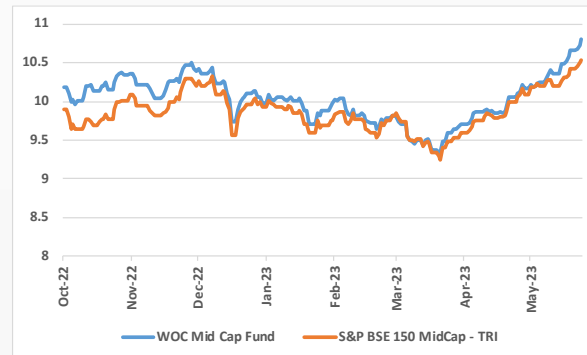
7.01x in Fund vs 8.14x in Nifty Midcap 150 - TRI since inception



4.59x in Fund vs 4.56x in Nifty Midcap 150 - TRI since inception



3.50x in Fund vs 4.58x in Nifty Midcap 150 - TRI since inception



0.08x in Fund vs 0.05x in S&P BSE 150 - TRI Midcap 150 since inception

Top 10 Stocks

HDFC Mid-Cap Opportunities Fund	% Allocation
The Indian Hotels Company Ltd.	5.16
Hindustan Aeronautics Ltd.	3.86
Max Healthcare Institute Ltd.	3.75
Cholamandalam Investment and Finance Company Ltd.	3.66
Apollo Tyres Ltd.	3.44
Bharat Electronics Ltd.	3.40
Sundram Fasteners Ltd.	3.16
Tata Communications Ltd.	3.06
Balkrishna Industries Ltd.	2.83
AIA Engineering Ltd.	2.43

Kotak Emerging Equity Fund	% Allocation
Supreme Industries Ltd.	4.16
Cummins India Ltd.	3.80
Schaeffler India Ltd.	3.75
Persistent Systems Ltd.	3.51
PI Industries Ltd.	2.73
Solar Industries India Ltd.	2.68
SKF India Ltd.	2.66
Kajaria Ceramics Ltd.	2.61
Thermax Ltd.	2.57
JK Cement Ltd.	2.55

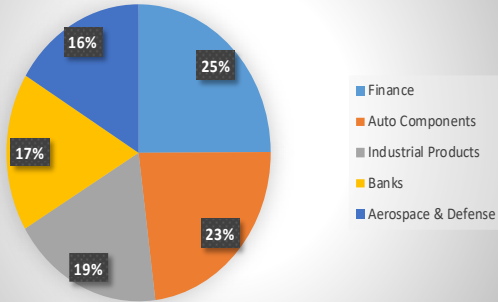
Motilal Oswal Midcap Fund	% Allocation
Tube Investments of India Ltd.	9.84
Zomato Ltd.	9.04
Persistent Systems Ltd.	6.84
Coforge Ltd.	6.57
KPIT Technologies Ltd.	6.54
Deepak Nitrite Ltd.	5.52
CG Power and Industrial Solutions Ltd.	5.43
Balkrishna Industries Ltd.	5.04
Cholamandalam Investment and Finance Company Ltd.	4.66
Max Financial Services Ltd.	3.92

PGIM India Midcap Opp Fund	% Allocation
Jubilant FoodWorks Ltd.	3.36
Cholamandalam Investment and Finance Company Ltd.	3.11
Tube Investments of India Ltd.	3.08
Timken India Ltd.	3.08
Persistent Systems Ltd.	3.00
Max Healthcare Institute Ltd.	2.93
The Phoenix Mills Ltd.	2.91
Cummins India Ltd.	2.82
Navin Fluorine International Ltd.	2.81
Indraprastha Gas Ltd.	2.75

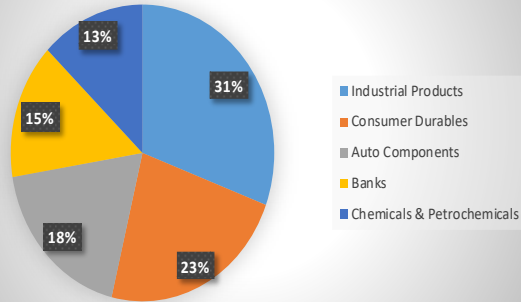
WOC Mid Cap Fund	% Allocation
CG Power and Industrial Solutions Ltd.	4.70
Navin Fluorine International Ltd.	3.30
Mahindra & Mahindra Financial Services Ltd.	3.05
The Federal Bank Ltd.	2.68
Astral Ltd.	2.56
Vedant Fashions Ltd.	2.54
AIA Engineering Ltd.	2.46
Coforge Ltd.	2.36
Muthoot Finance Ltd.	2.31
Max Healthcare Institute Ltd.	2.26

Top 5 Sectors

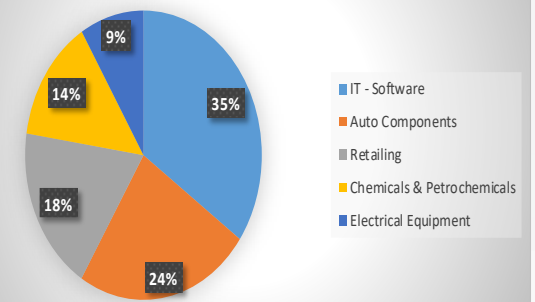
HDFC Mid-Cap Opportunities Fund



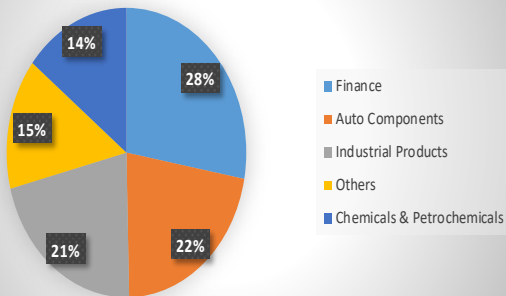
Kotak Emerging Equity Fund



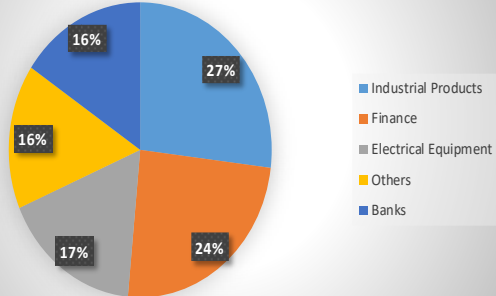
Motilal Oswal Midcap Fund



PGIM India Midcap Opp Fund



WOC Mid Cap Fund



Financials	PB	PE	Expense Ratio	AUM (In Cr.)
HDFC Mid-Cap Opportunities Fund	5.7	30.6	1.6	39296
Kotak Emerging Equity Fund	7.1	44.4	1.6	27871
Motilal Oswal Midcap Fund	11.0	56.6	1.9	4508
PGIM India Midcap Opp Fund	9.0	46.0	1.7	8549
WOC Mid Cap Fund	10.6	46.5	2.4	674

Market Cap Allocation				
Scheme name	Large Cap (%)	Mid Cap (%)	Small Cap (%)	Others/ Cash (%)
HDFC Mid-Cap Opportunities Fund	10.92	68.26	14.54	6.28
Kotak Emerging Equity Fund	16.72	66.22	9.79	7.27
Motilal Oswal Midcap Fund	13.70	68.34	6.68	11.28
PGIM India Midcap Opp Fund	10.62	77.66	6.46	5.25
WOC Mid Cap Fund	8.47	60.10	19.58	11.86

Stock Universe of our MF offerings

- Duplication of stocks are limited across our offerings.
- Exposure to companies in line with investment theme.

Stock Universe	No. of Stocks
Universe of Stocks	317
Unique no. of Stocks	125
Stocks common	75

Strategies (Total No. of stocks)	HDFC Mid-Cap Opportunities Fund (63)	Kotak Emerging Equity Fund (78)	Motilal Oswal Midcap Fund (25)	PGIM India Midcap Opp Fund (67)	WOC Mid Cap Fund (84)
HDFC Mid-Cap Opportunities Fund (63)	32(36%)	21(36%)	8(20%)	16(34%)	17(37%)
Kotak Emerging Equity Fund (78)	21(37%)	32(26%)	9(14%)	27(46%)	21(30%)
Motilal Oswal Midcap Fund (25)	8(29%)	9(25%)	4(23%)	13(49%)	15(45%)
PGIM India Midcap Opp Fund (67)	16(28%)	27(37%)	13(28%)	20(26%)	27(43%)
WOC Mid Cap Fund (84)	17(22%)	21(24%)	15(25%)	27(37%)	38(29%)
Note : Unique stocks & allocation mentioned in highlighted cells					

Instance on How to Read - Stock Universe of our MF offerings (Previous Slide)

- Duplication of stocks are limited across our offerings.
- Exposure to companies in line with investment theme.

Stock Universe	No. of Stocks
Universe of Stocks	25
Unique no. of Stocks	9
Stocks common	16

Strategies (Total No. of stocks)	A	B	C
A	4 (19%)	12 (55%)	4 (16%)
B	12 (59%)	4 (18%)	1 (5%)
C	4 (30%)	1 (11%)	1 (10%)
Note : Unique stocks & allocation mentioned in highlighted cells			

Out of **9 Unique** no. stocks there is only **1** stock in C Strategy with **10% Proportion** which is not allocated in any other MF offered.

4 Stocks of C Fund with **30% Proportion** are **common** amongst both the funds i.e. A & C.

Small Cap Funds

- [DSP Small Cap Fund](#)
- [HDFC Small Cap Fund](#)
- [Invesco India Smallcap Fund](#)
- [Kotak Small Cap Fund](#)
- [PGIM India Smallcap Fund](#)

Investment Objective

DSP Small Cap Fund

The primary investment objective is to seek to generate long term capital appreciation from a portfolio that is substantially constituted of equity and equity related securities of small cap companies.

HDFC Small Cap Fund

The investment objective of the scheme is to provide long-term capital appreciation /income by investing predominantly in Small-Cap companies.

Invesco India Smallcap Fund

The investment objective of the scheme is to generate capital appreciation by investing predominantly in stocks of smallcap companies.

Kotak Small Cap Fund

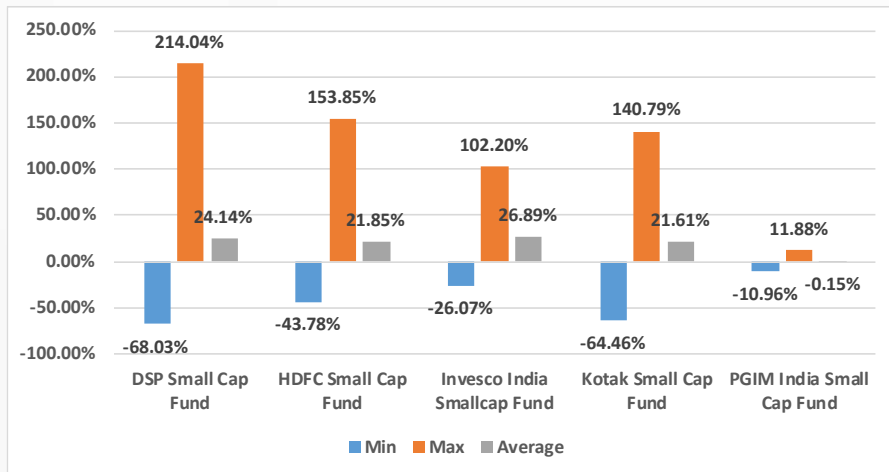
The investment objective of the scheme is to generate capital appreciation from a diversified portfolio of equity and equity related securities by investing predominantly in small cap companies..

PGIM India Smallcap Fund

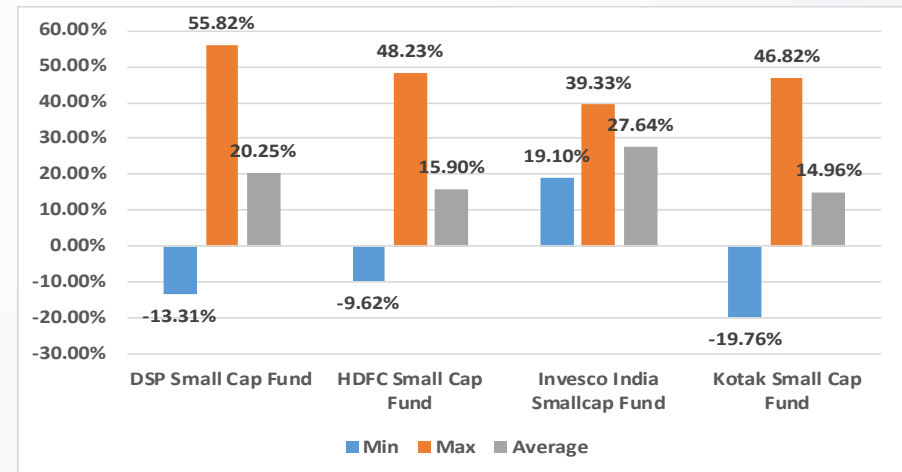
The investment objective of the scheme is to achieve long term capital appreciation by predominantly investing in equity and equity related instruments of small cap companies.

Rolling return

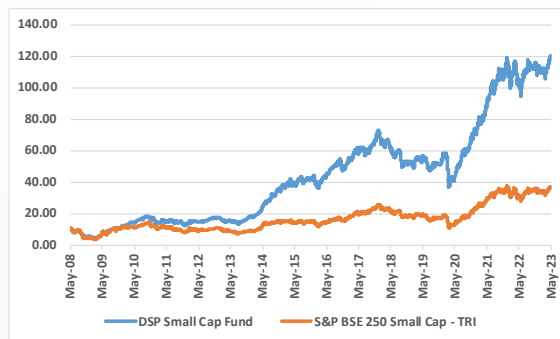
1 Year Rolling return since inception



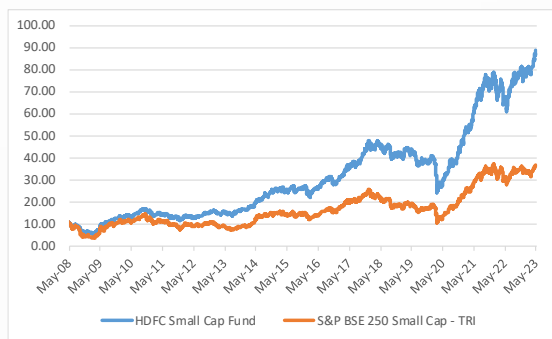
3 Year Rolling return since inception



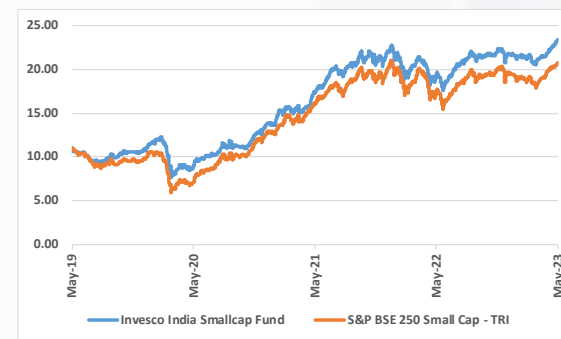
Performance return



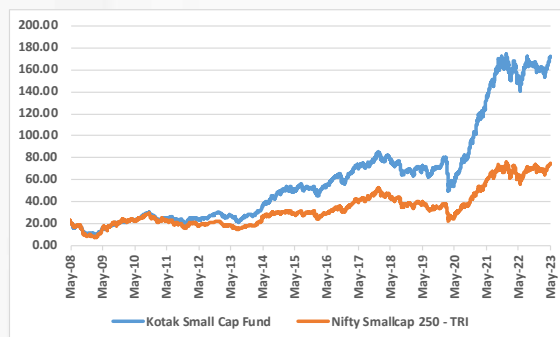
***10.71x in Fund vs 2.61x in S&P BSE 250 - TRI Smallcap since 15th April 2008**



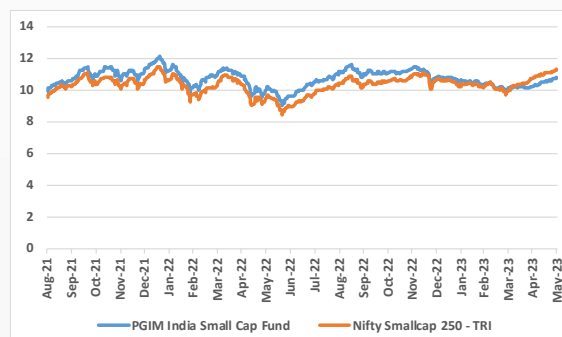
***7.68x in Fund vs 2.61x in S&P BSE 250 Smallcap – TRI since 15th April 2004**



1.34x in Fund vs 1.08x in S&P BSE 250 Smallcap - TRI since inception



****7.26x in Fund vs 2.61x in Nifty Smallcap 250 Smallcap - TRI since 15th April 2008**



0.08x in Fund vs 0.13x in Nifty Smallcap 250 Smallcap - TRI since inception

Source: Ace MF, Respective AMC website | Data as on 31st May 2023 | *Since the S&P BSE 250 Smallcap was beginning from 15th April 2008. Comparison is taken from 15th April 2008. | **Since the Nifty Smallcap 250 was beginning from 15th April 2008. Comparison is taken from 15th April 2008.

Top 10 Stocks

DSP Small Cap Fund	% Allocation
Cyient Ltd.	4.55
Suprajit Engineering Ltd.	3.54
Ratnamani Metals & Tubes Ltd.	3.23
Nilkamal Ltd.	2.91
Triveni Engineering & Industries Ltd.	2.76
K.P.R. Mill Ltd.	2.65
Chambal Fertilisers and Chemicals Ltd.	2.43
eClerx Services Ltd.	2.42
La Opala RG Ltd.	2.38
Atul Ltd.	2.22

HDFC Small Cap Fund	% Allocation
Sonata Software Ltd.	5.11
Bank Of Baroda	3.98
Firstsource Solutions Ltd.	3.68
Bajaj Electricals Ltd.	3.65
eClerx Services Ltd.	3.04
IDFC Ltd.	2.95
The Great Eastern Shipping Company Ltd.	2.64
Aster DM Healthcare Ltd.	2.59
KEI Industries Ltd.	2.43
Power Mech Projects Ltd.	2.29

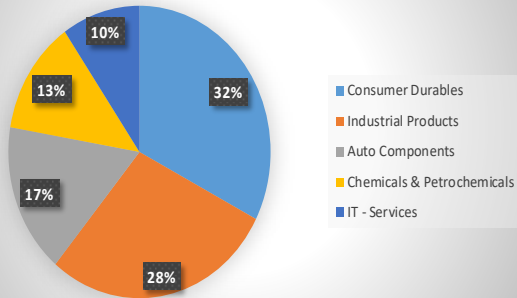
Invesco India Smallcap Fund	% Allocation
Timken India Ltd.	3.28
Equitas Small Finance Bank Ltd.	2.90
KEI Industries Ltd.	2.54
Krishna Institute of Medical Sciences Ltd	2.42
Can Fin Homes Ltd.	2.32
Triveni Turbine Ltd.	2.31
CreditAccess Grameen Ltd.	2.27
Safari Industries (India) Ltd.	2.23
The Phoenix Mills Ltd.	2.18
Kajaria Ceramics Ltd.	2.16

Kotak Small Cap Fund	% Allocation
Carborundum Universal Ltd.	4.41
Cyient Ltd.	3.81
Ratnamani Metals & Tubes Ltd.	3.30
Century Plyboards (India) Ltd.	3.20
Blue Star Ltd.	2.74
Galaxy Surfactants Ltd.	2.64
Garware Technical Fibres Ltd.	2.43
Supreme Industries Ltd.	2.38
Persistent Systems Ltd.	2.31
Shoppers Stop Ltd.	2.07

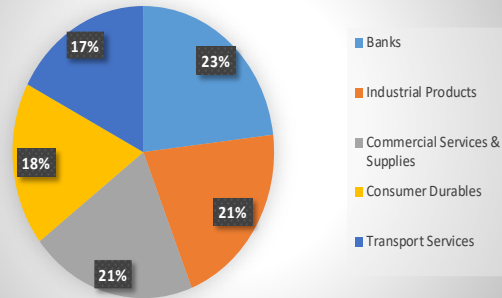
PGIM India Small Cap Fund	% Allocation
CreditAccess Grameen Ltd.	3.70
JK Cement Ltd.	3.37
ICICI Bank Ltd.	3.34
Sanofi India Ltd.	3.28
Tube Investments of India Ltd.	3.16
Krishna Institute of Medical Sciences Ltd	3.13
Central Depository Services (India) Ltd.	2.97
Global Health Ltd.	2.95
JB Chemicals & Pharmaceuticals Ltd.	2.89
Indraprastha Gas Ltd.	2.80

Top 5 Sectors

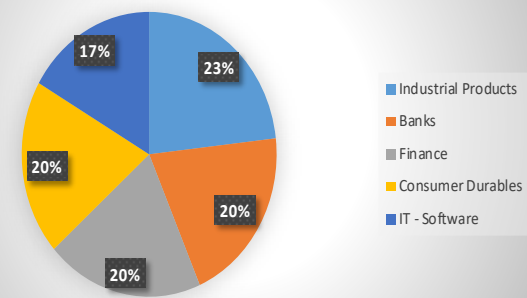
DSP Small Cap Fund



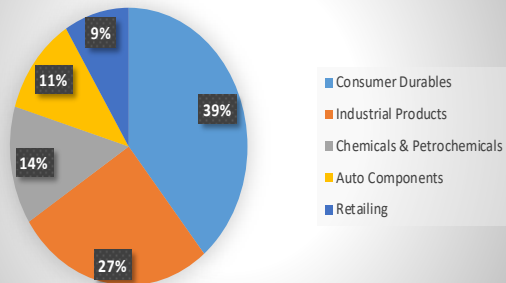
HDFC Small Cap Fund



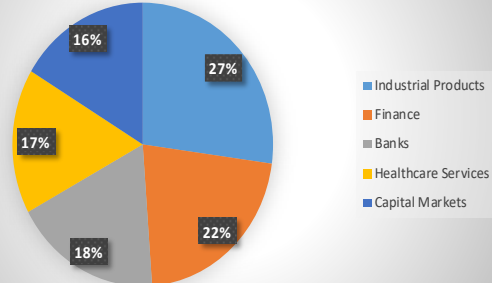
Invesco India Smallcap Fund



Kotak Small Cap Fund



PGIM India Small Cap Fund



Financials	PB	PE	Expense Ratio	AUM (In Cr.)
DSP Small Cap Fund	5.3	29.3	1.8	9961
HDFC Small Cap Fund	4.2	24.9	1.7	17333
Invesco India Smallcap Fund	6.9	39.4	2.1	1737
Kotak Small Cap Fund	6.6	38.3	1.7	9883
PGIM India Small Cap Fund	7.1	40.7	2.0	2127

Market Cap Allocation				
Scheme name	Large Cap (%)	Mid Cap (%)	Small Cap (%)	Others/ Cash (%)
DSP Small Cap Fund	0.00	11.75	83.26	4.99
HDFC Small Cap Fund	3.98	6.56	80.90	8.56
Invesco India Smallcap Fund	6.59	13.36	74.56	5.48
Kotak Small Cap Fund	5.33	22.60	66.98	5.09
PGIM India Small Cap Fund	3.34	20.00	72.47	4.18

Stock Universe of our MF offerings

- Duplication of stocks are limited across our offerings.
- Exposure to companies in line with investment theme.

Stock Universe	No. of Stocks
Universe of Stocks	346
Unique no. of Stocks	171
Stocks common	78

Strategies (Total No. of stocks)	DSP Small Cap Fund (73)	HDFC Small Cap Fund (72)	Invesco India Smallcap Fund (62)	Kotak Small Cap Fund (77)	PGIM India Small Cap Fund (62)
DSP Small Cap Fund (73)	36(40%)	17(28%)	8(13%)	19(28%)	6(11%)
HDFC Small Cap Fund (72)	17(20%)	41(55%)	10(13%)	7(7%)	9(11%)
Invesco India Smallcap Fund (62)	8(15%)	10(17%)	30(39%)	11(18%)	18(34%)
Kotak Small Cap Fund (77)	19(27%)	7(12%)	11(15%)	37(40%)	14(22%)
PGIM India Small Cap Fund (62)	6(11%)	9(17%)	18(29%)	14(23%)	27(35%)
Note : Unique stocks & allocation mentioned in highlighted cells					

Instance on How to Read - Stock Universe of our MF offerings (Previous Slide)

- Duplication of stocks are limited across our offerings.
- Exposure to companies in line with investment theme.

Stock Universe	No. of Stocks
Universe of Stocks	25
Unique no. of Stocks	9
Stocks common	16

Strategies (Total No. of stocks)	A	B	C
A	4 (19%)	12 (55%)	4 (16%)
B	12 (59%)	4 (18%)	1 (5%)
C	4 (30%)	1 (11%)	1 (10%)
Note : Unique stocks & allocation mentioned in highlighted cells			

Out of **9 Unique** no. stocks there is only **1** stock in C Strategy with **10% Proportion** which is not allocated in any other MF offered.

4 Stocks of C Fund with **30% Proportion** are **common** amongst both the funds i.e. A & C.

Other Funds

- [HDFC Banking & Financial Services Fund](#)
- [ICICI Pru India Opp Fund](#)
- [Invesco India Contra Fund](#)

Investment Objective

HDFC Banking & Financial Services Fund

The investment objective of the scheme is to provide long-term capital appreciation by investing predominantly in equity and equity related instruments of companies engaged in banking and financial services.

ICICI Pru India Opp Fund

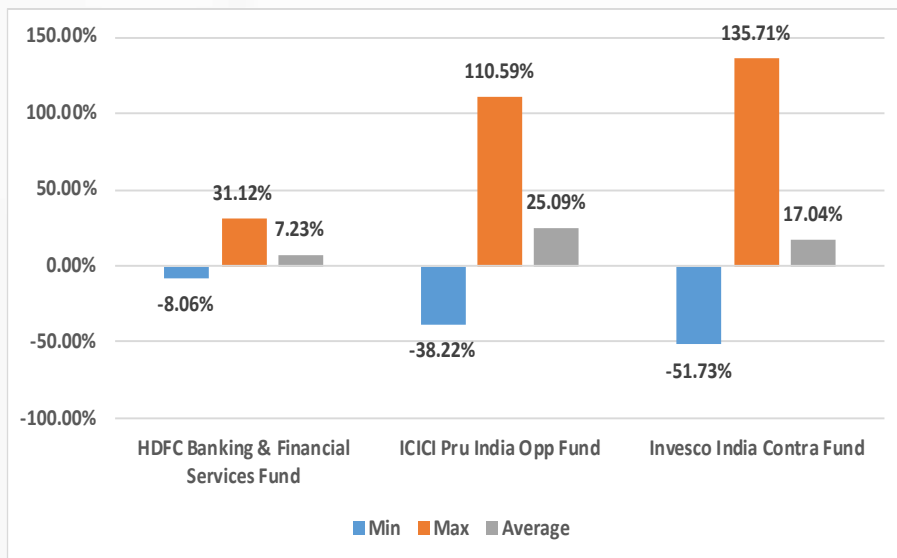
The investment objective of the scheme is to generate long-term capital appreciation by investing in opportunities presented by special situations such as corporate restructuring, Government policy and/or regulatory changes, companies going through temporary unique challenges and other similar instances.

Invesco India Contra Fund

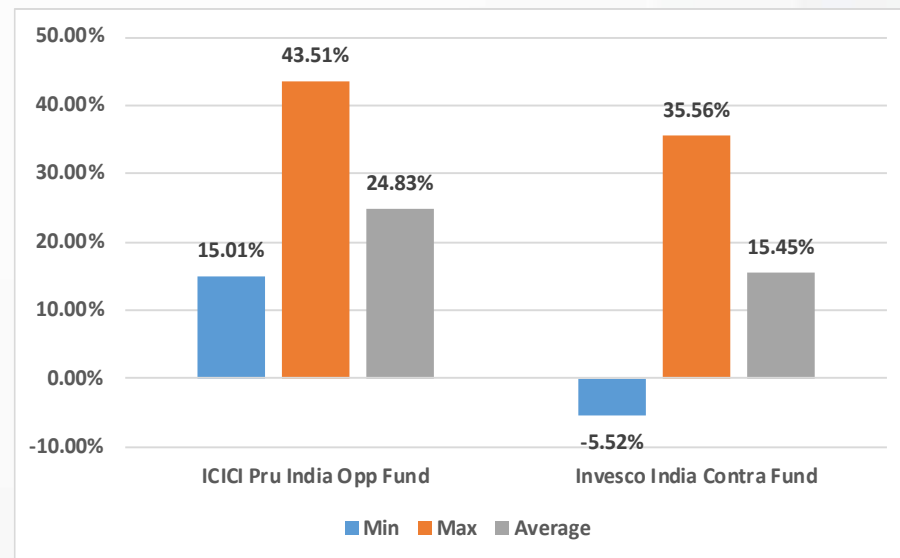
The investment objective of the scheme is to generate capital appreciation by investing predominantly in Equity and Equity Related Instruments through contrarian investing.

Rolling return

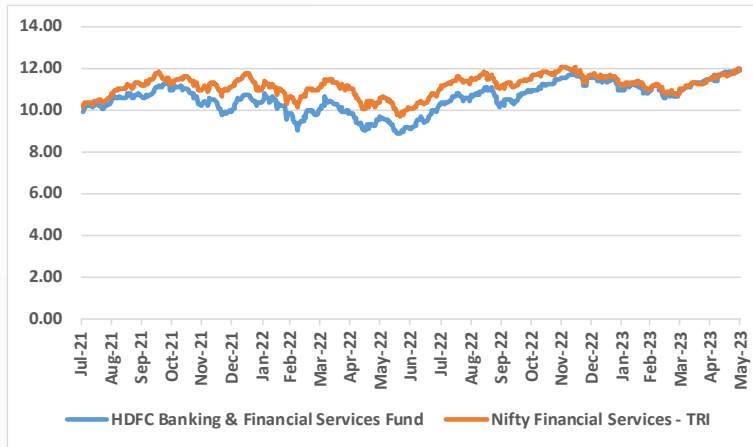
1 Year Rolling return since inception



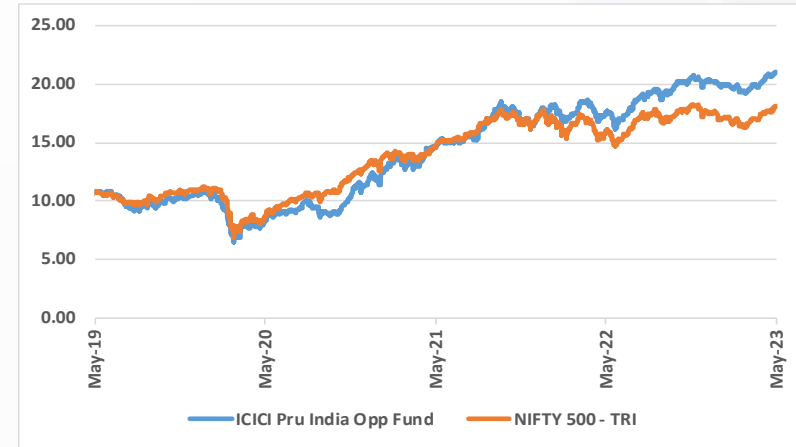
3 Years Rolling return since inception



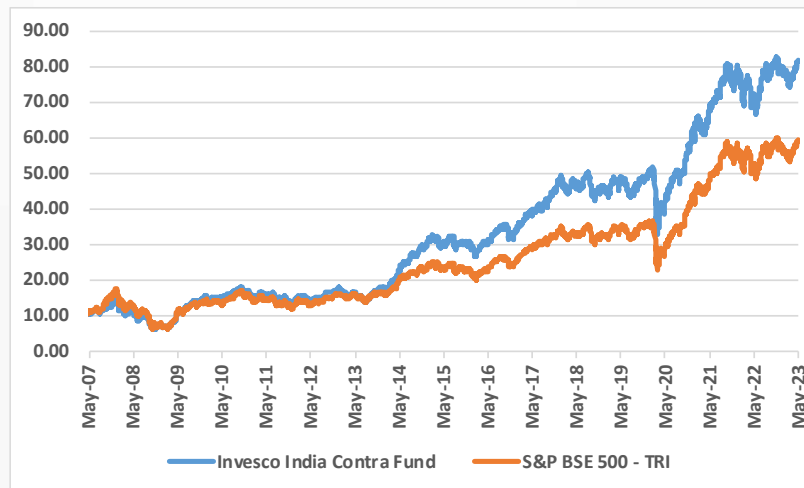
Performance return



0.19x in Fund vs 0.20x in NIFTY Financial Services - TRI since inception



1.11x in Fund vs 0.81x in NIFTY 500 - TRI since inception



7.21x in Fund vs 4.94x in S&P BSE 500 - TRI since inception

Top 10 Stocks

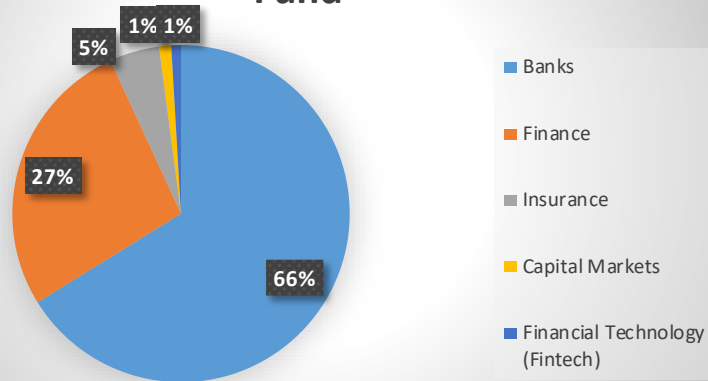
HDFC Banking & Financial Services Fund	% Allocation
ICICI Bank Ltd.	18.64
HDFC Bank Ltd.	17.21
Housing Development Finance Corporation Ltd.	10.55
Axis Bank Ltd.	9.18
State Bank Of India	7.76
IndusInd Bank Ltd.	3.78
SBI Life Insurance Company Ltd.	2.87
AU Small Finance Bank Ltd.	2.41
Equitas Small Finance Bank Ltd.	2.32
Can Fin Homes Ltd.	2.17

ICICI Pru India Opp Fund	% Allocation
Oil & Natural Gas Corporation Ltd.	8.08
Sun Pharmaceutical Industries Ltd.	7.85
Bharti Airtel Ltd.	7.14
NTPC Ltd.	6.43
Infosys Ltd.	5.82
ICICI Bank Ltd.	5.05
State Bank Of India	3.80
Cholamandalam Financial Holdings Ltd.	3.39
SBI Life Insurance Company Ltd.	3.20
ICICI Lombard General Insurance Company Ltd.	3.08

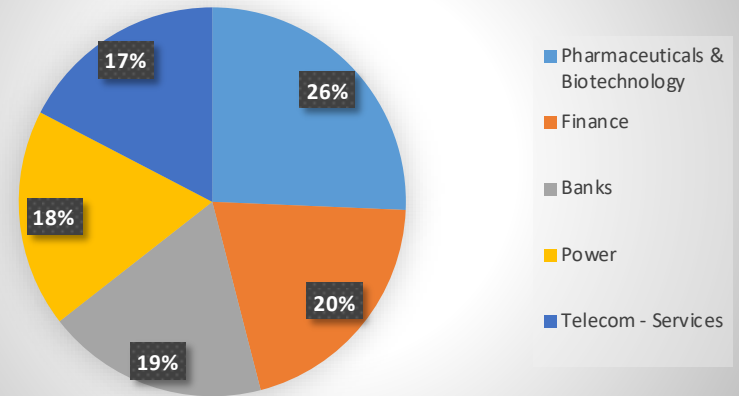
Invesco India Contra Fund	% Allocation
HDFC Bank Ltd.	8.92
Infosys Ltd.	7.26
ICICI Bank Ltd.	5.57
Reliance Industries Ltd.	3.93
Larsen & Toubro Ltd.	3.18
ITC Ltd.	3.04
NTPC Ltd.	2.88
State Bank Of India	2.68
Hindustan Unilever Ltd.	2.57
Axis Bank Ltd.	2.54

Top 5 Sectors

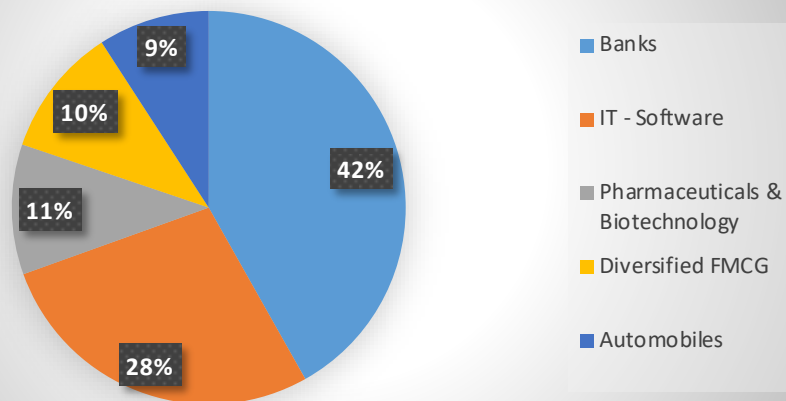
HDFC Banking & Financial Services Fund



ICICI Pru India Opp Fund



Invesco India Contra Fund



Financials	PB	PE	Expense Ratio	AUM (In Cr.)
HDFC Banking & Financial Services Fund	3.1	20.4	1.9	2691
ICICI Pru India Opp Fund	4.5	27.8	1.8	8884
Invesco India Contra Fund	5.3	33.0	1.7	10148

Market Cap Allocation				
Scheme name	Large Cap (%)	Mid Cap (%)	Small Cap (%)	Others/ Cash (%)
HDFC Banking & Financial Services Fund	77.59	9.86	9.84	2.71
ICICI Pru India Opp Fund	58.88	18.26	12.52	10.34
Invesco India Contra Fund	67.97	19.80	8.88	3.35

Stock Universe of our MF offerings

- Duplication of stocks are limited across our offerings.
- Exposure to companies in line with investment theme.

Stock Universe	No. of Stocks
Universe of Stocks	127
Unique no. of Stocks	86
Stocks common	19

Strategies (Total No. of stocks)	HDFC Banking & Financial Services Fund (24)	ICICI Pru India Opp Fund (44)	Invesco India Contra Fund (59)
HDFC Banking & Financial Services Fund (24)	12(21%)	8(47%)	7(59%)
ICICI Pru India Opp Fund (44)	8(20%)	29(49%)	10(34%)
Invesco India Contra Fund (59)	7(23%)	10(25%)	45(57%)
Note : Unique stocks & allocation mentioned in highlighted cells?			

Instance on How to Read - Stock Universe of our MF offerings (Previous Slide)

- Duplication of stocks are limited across our offerings.
- Exposure to companies in line with investment theme.

Stock Universe	No. of Stocks
Universe of Stocks	25
Unique no. of Stocks	9
Stocks common	16

Strategies (Total No. of stocks)	A	B	C
A	4 (19%)	12 (55%)	4 (16%)
B	12 (59%)	4 (18%)	1 (5%)
C	4 (30%)	1 (11%)	1 (10%)
Note : Unique stocks & allocation mentioned in highlighted cells			

Out of **9 Unique** no. stocks there is only **1** stock in C Strategy with **10% Proportion** which is not allocated in any other MF offered.

4 Stocks of C Fund with **30% Proportion** are **common** amongst both the funds i.e. A & C.

International Funds

- [Mirae Asset NYSE FANG+ETF FoF](#)
- [Motilal Oswal Nasdaq 100 FOF](#)
- [Motilal Oswal S&P 500 Index Fund](#)
- [Navi US Total Stock Market FoF](#)

Investment Objective

Mirae Asset NYSE FANG+ETF FoF

The investment objective of the scheme is to provide longterm capital appreciation from a portfolio investing predominantly in units of Mirae Asset NYSE FANG+ ETF.

Motilal Oswal Nasdaq 100 FOF

The investment objective of the scheme is to seek returns by investing in units of Motilal Oswal Nasdaq 100 ETF.

Motilal Oswal S&P 500 Index Fund

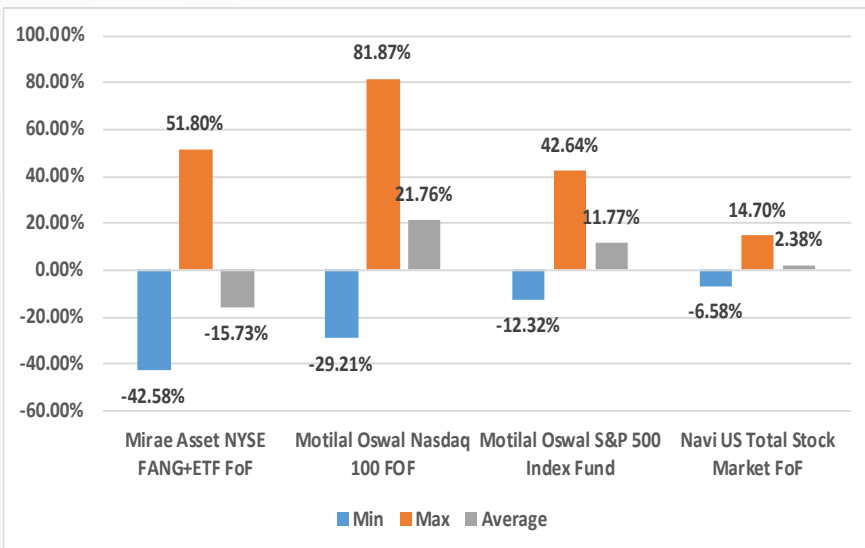
The scheme seeks investment return that corresponds to the performance of S&P 500 Index subject to tracking error.

Navi US Total Stock Market FoF

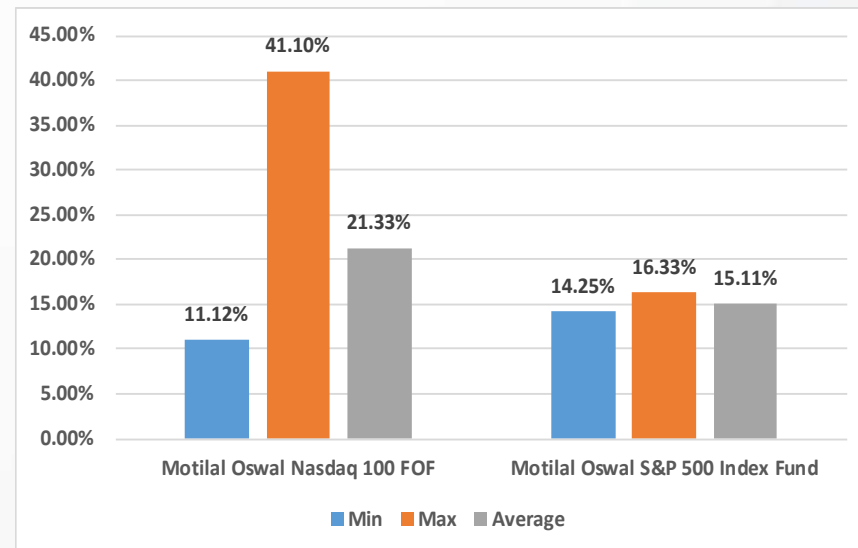
The investment objective of the scheme is to provide longterm capital appreciation by investing in units of the Vanguard Total Stock Market ETF (VTI) or the Schwab Total Stock Market Index Fund (SWTSX).

Rolling return

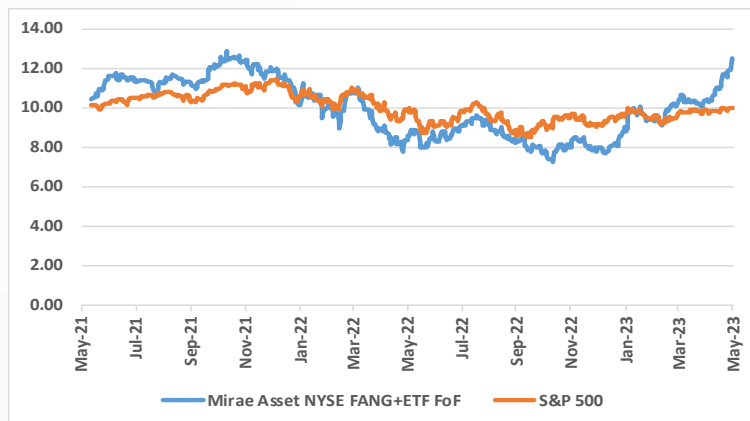
1 Year Rolling return since inception



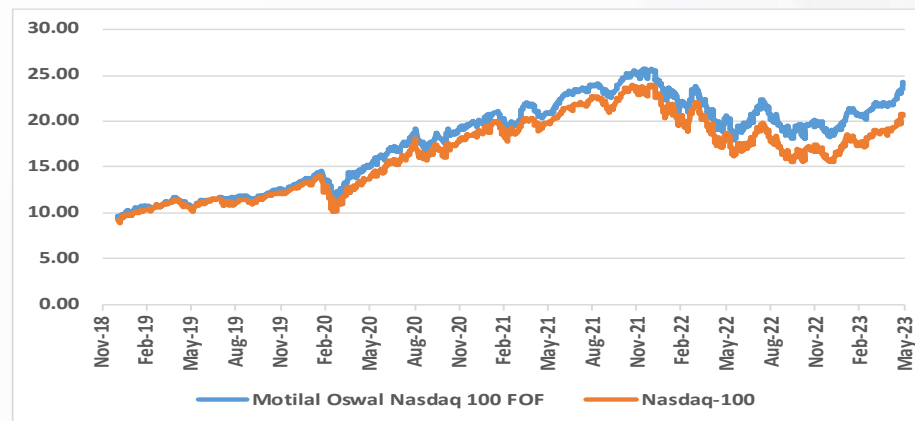
3 Years Rolling return since inception



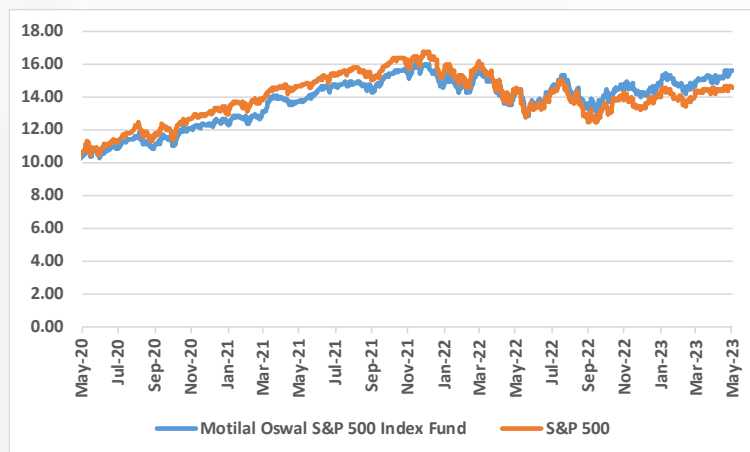
Performance return



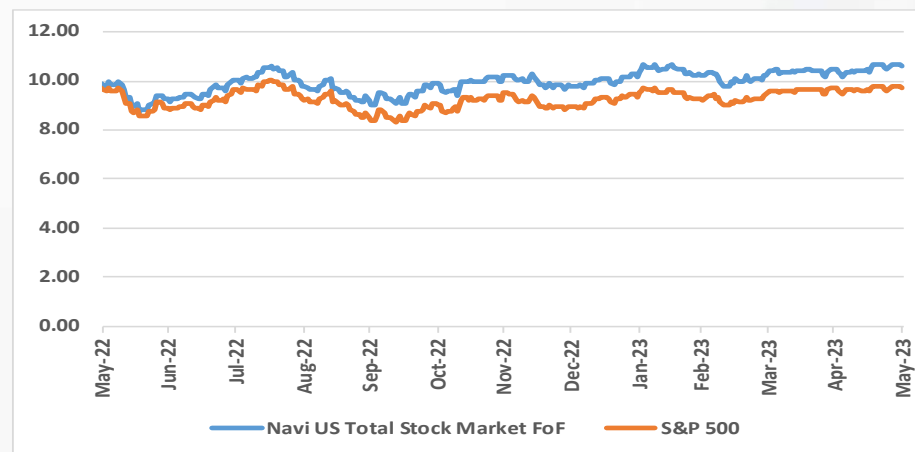
0.25x in Fund vs 0.00x in S&P 500 since inception



1.41x in Fund vs 1.07x in Nasdaq 100 since inception



0.56x in Fund vs 0.46x in S&P500 since inception



0.06x in Fund vs -0.03x in S&P 500 since inception

Top 10 Stocks

Mirae Asset NYSE FANG+ETF FoF	% Allocation
NVIDIA Corporation	12.23
Meta Platforms Registered Shares A	10.49
Advanced Micro Devices Com	10.33
NetFlix Inc.	10.19
Alphabet Inc A	10.01
Amazon.com	9.82
Microsoft Corp	9.69
Snowflake Inc	9.28
Apple Inc Com	9.08
Tesla Inc.	8.85

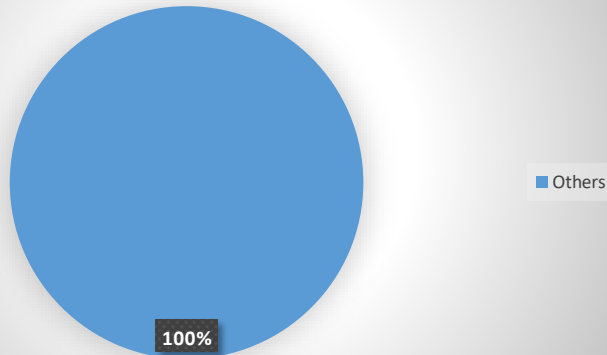
Motilal Oswal Nasdaq 100 FOF	% Allocation
Microsoft Corp	13.26
Apple Inc Com	12.18
NVIDIA Corporation	6.94
Amazon.com	6.73
Meta Platforms Registered Shares A	4.09
Alphabet Inc A	4.05
Alphabet Inc	4.02
Tesla Inc.	3.44
Broadcom Corporation	2.35
Pepsico Inc	1.75

Motilal Oswal S&P 500 Index Fund	% Allocation
Apple Inc Com	7.49
Microsoft Corp	6.96
Amazon.com	3.12
NVIDIA Corporation	2.79
Alphabet Inc A	2.06
Alphabet Inc	1.81
Meta Platforms Registered Shares A	1.67
Berkshire Hathway Inc	1.63
Tesla Inc.	1.51
Unitedhealth Group Inc.	1.28

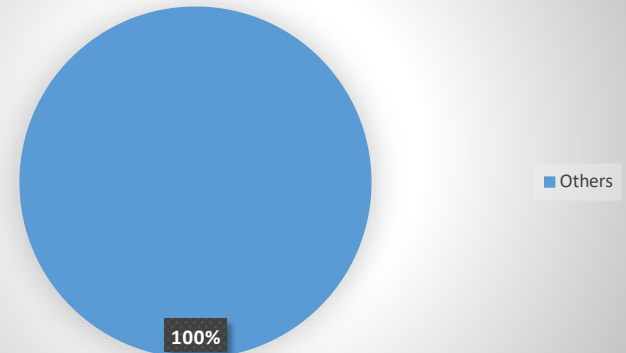
Navi US Total Stock Market FoF	% Allocation
Vanguard ETF	100.00

Top 5 Sectors

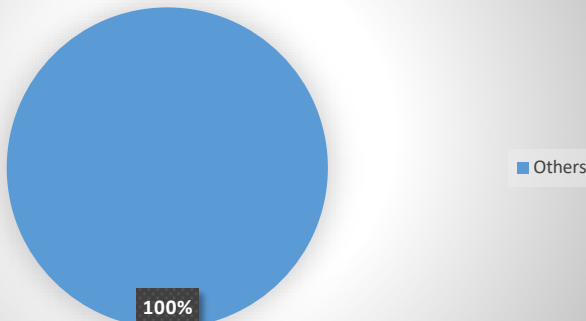
Mirae Asset NYSE FANG+ETF FoF



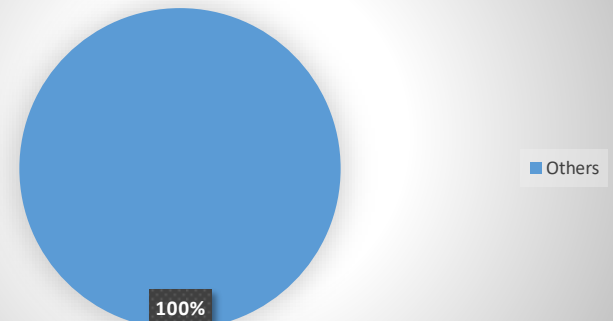
Motilal Oswal Nasdaq 100 FOF



Motilal Oswal S&P 500 Index Fund



Navi US Total Stock Market FoF



Financials	PB	PE	Expense Ratio	AUM (In Cr.)
Mirae Asset NYSE FANG+ETF FoF	0.0	0.0	0.4	975
Motilal Oswal Nasdaq 100 FOF	0.0	0.0	0.6	3917
Motilal Oswal S&P 500 Index Fund	0.0	0.0	1.1	2708
Navi US Total Stock Market FoF	0.0	0.0	0.1	665

Market Cap Allocation				
Scheme name	Large Cap (%)	Mid Cap (%)	Small Cap (%)	Others/ Cash (%)
Mirae Asset NYSE FANG+ETF FoF	0.00	0.00	0.00	100.00
Motilal Oswal Nasdaq 100 FOF	0.00	0.00	0.00	100.00
Motilal Oswal S&P 500 Index Fund	0.00	0.00	0.00	100.00
Navi US Total Stock Market FoF	0.00	0.00	0.00	100.00

ELSS Funds

- [ICICI Pru LT Equity Fund \(Tax Saving\)](#)
- [Mirae Asset Tax Saver](#)
- [Motilal Oswal Long Term Equity](#)

Investment Objective

ICICI Pru LT Equity Fund (Tax Saving)

The scheme seeks to generate long-term capital appreciation through investments made primarily in equity and equity related securities of companies. Accordingly, the NAV of the Scheme is linked to performance of such companies.

Mirae Asset Tax Saver

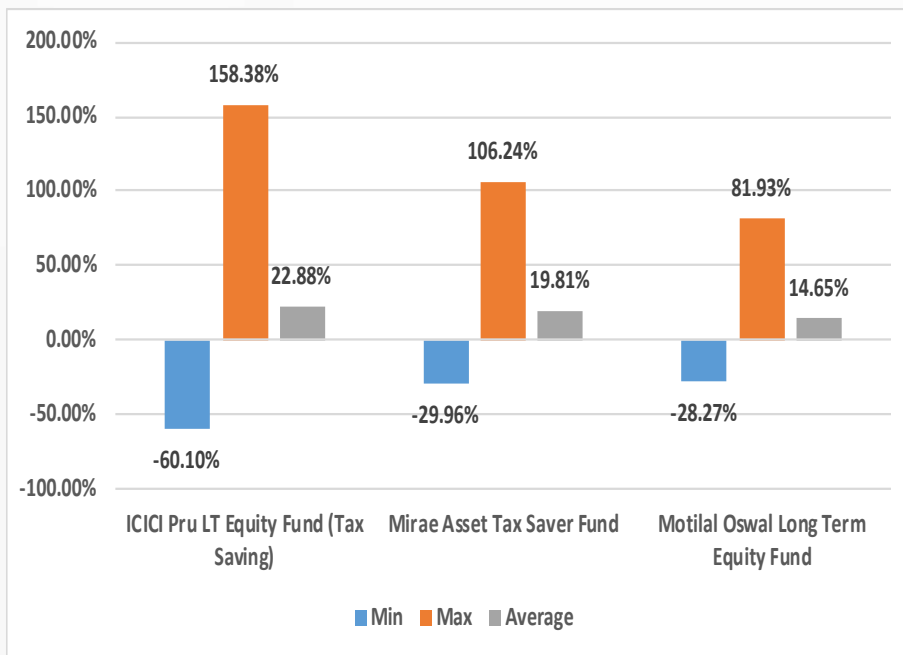
The investment objective of the scheme is to generate long -term capital appreciation from a diversified portfolio of predominantly equity and equity related instruments.

Motilal Oswal Long Term Equity

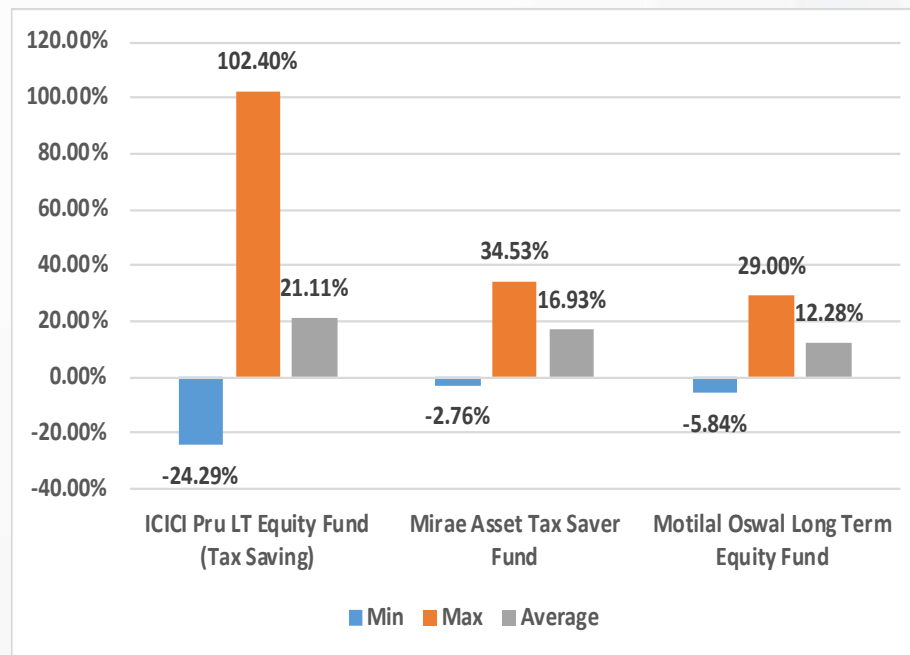
The investment objective of the scheme is to generate long -term capital appreciation from a diversified portfolio of predominantly equity and equity related instruments.

Rolling return

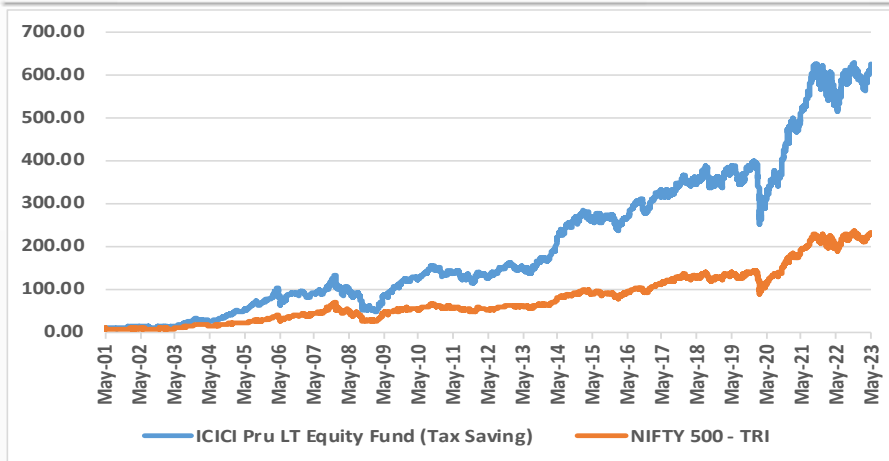
1 Year Rolling return since inception



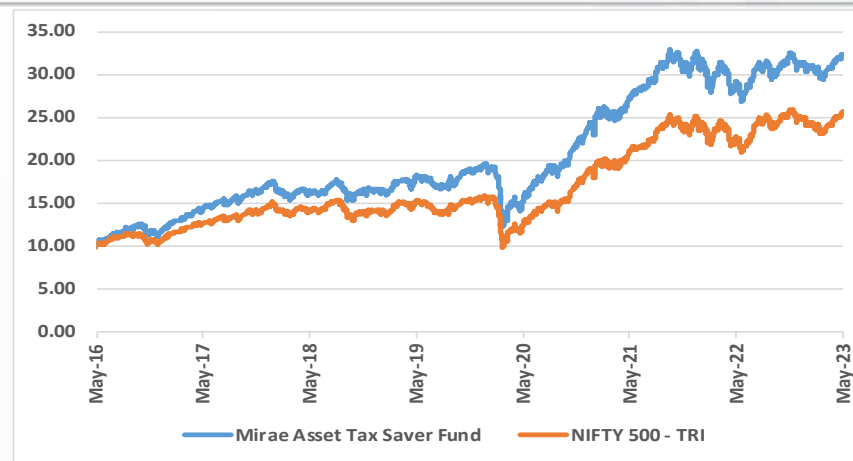
3 Year Rolling return since inception



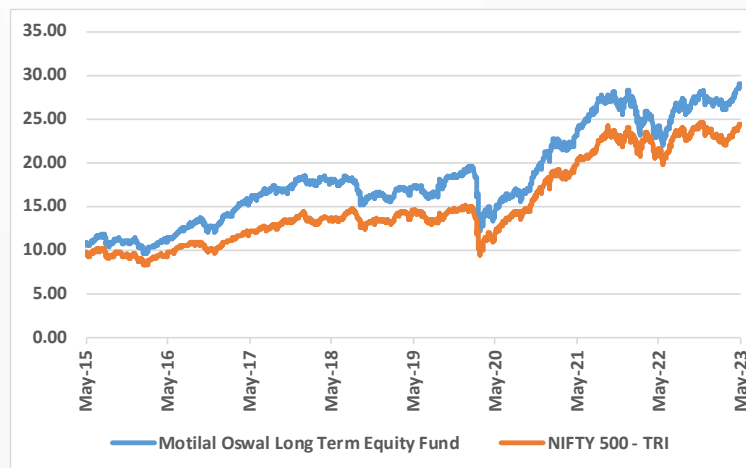
Performance return



61.47x in Fund vs 22.26x in NIFTY 500 - TRI since inception



2.24x in Fund vs 1.56x in NIFTY 500 - TRI since inception



1.91x in Fund vs 1.44x in NIFTY 500 - TRI since inception

Top 10 Stocks

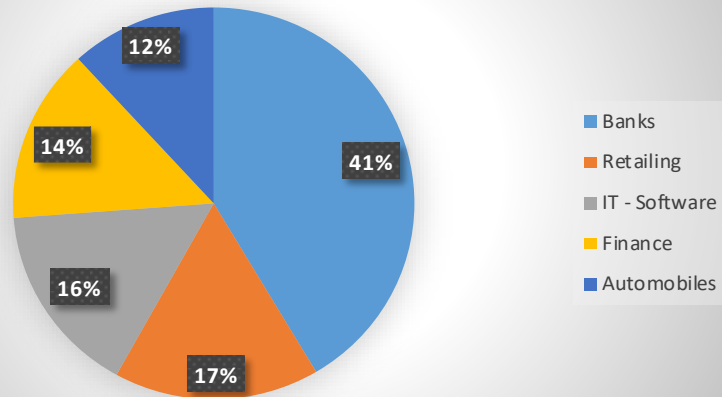
ICICI Pru LT Equity Fund (Tax Saving)	% Allocation
ICICI Bank Ltd.	8.68
Axis Bank Ltd.	5.32
Bharti Airtel Ltd.	4.95
Avenue Supermarts Ltd.	4.73
Maruti Suzuki India Ltd.	4.63
SBI Cards And Payment Services Ltd.	4.47
Infosys Ltd.	4.44
HDFC Bank Ltd.	4.27
Reliance Industries Ltd.	3.47
State Bank Of India	2.71

Mirae Asset Tax Saver Fund	% Allocation
HDFC Bank Ltd.	7.59
ICICI Bank Ltd.	6.95
Reliance Industries Ltd.	6.77
State Bank Of India	4.17
Infosys Ltd.	3.95
Axis Bank Ltd.	3.74
HCL Technologies Ltd.	3.18
Larsen & Toubro Ltd.	3.14
Sun Pharmaceutical Industries Ltd.	2.71
Housing Development Finance Corporation Ltd.	2.61

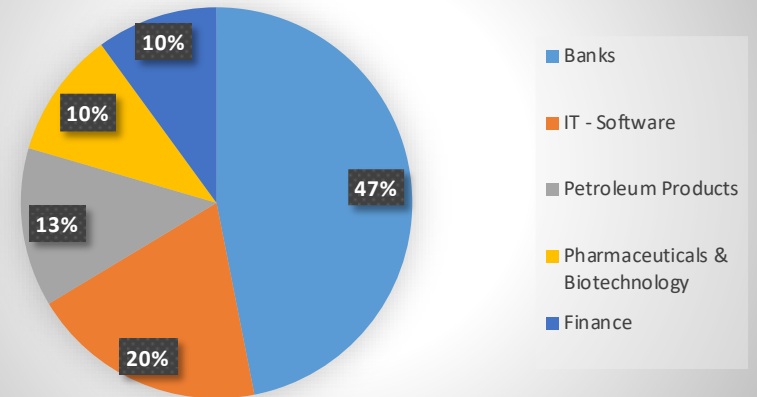
Motilal Oswal Long Term Equity Fund	% Allocation
Trent Ltd.	6.54
Infosys Ltd.	6.54
Global Health Ltd.	5.96
Titan Company Ltd.	5.07
ICICI Bank Ltd.	4.98
Housing Development Finance Corporation Ltd.	4.69
Fortis Healthcare Ltd.	4.41
Mankind Pharma Ltd.	4.12
Axis Bank Ltd.	4.06
Page Industries Ltd.	3.87

Top 5 Sectors

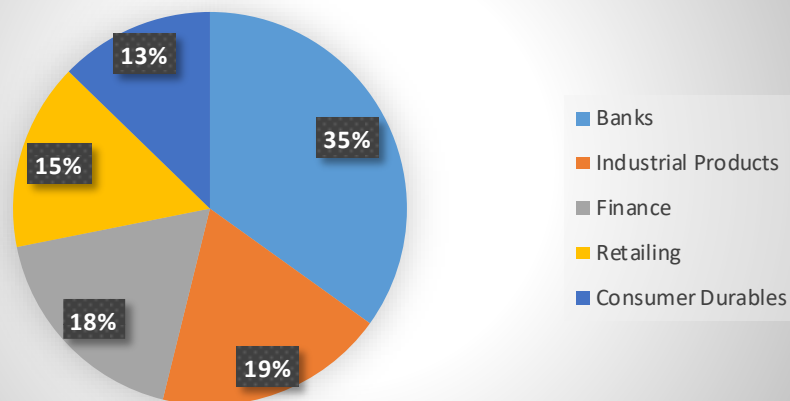
ICICI Pru LT Equity Fund (Tax Saving)



Mirae Asset Tax Saver Fund



Motilal Oswal Long Term Equity Fund



Financials	PB	PE	Expense Ratio	AUM (In Cr.)
ICICI Pru LT Equity Fund (Tax Saving)	5.4	38.5	1.8	10600
Mirae Asset Tax Saver Fund	5.1	31.1	1.6	15838
Motilal Oswal Long Term Equity Fund	8.2	48.1	2.0	2349

Market Cap Allocation				
Scheme name	Large Cap (%)	Mid Cap (%)	Small Cap (%)	Others/ Cash (%)
ICICI Pru LT Equity Fund (Tax Saving)	66.47	11.53	11.93	10.07
Mirae Asset Tax Saver Fund	67.16	20.27	9.78	2.79
Motilal Oswal Long Term Equity Fund	49.69	29.62	14.55	6.15

Stock Universe of our MF offerings

- Duplication of stocks are limited across our offerings.
- Exposure to companies in line with investment theme.

Stock Universe	No. of Stocks
Universe of Stocks	142
Unique no. of Stocks	83
Stocks common	27

Strategies (Total No. of stocks)	ICICI Pru LT Equity Fund (Tax Saving) (47)	Mirae Asset Tax Saver Fund (65)	Motilal Oswal Long Term Equity Fund (30)
ICICI Pru LT Equity Fund (Tax Saving) (47)	24(25%)	19(61%)	9(28%)
Mirae Asset Tax Saver Fund (65)	19(56%)	42(37%)	9(25%)
Motilal Oswal Long Term Equity Fund (30)	9(34%)	9(35%)	17(54%)
Note : Unique stocks & allocation mentioned in highlighted cells			

Instance on How to Read - Stock Universe of our MF offerings (Previous Slide)

- Duplication of stocks are limited across our offerings.
- Exposure to companies in line with investment theme.

Stock Universe	No. of Stocks
Universe of Stocks	25
Unique no. of Stocks	9
Stocks common	16

Strategies (Total No. of stocks)	A	B	C
A	4 (19%)	12 (55%)	4 (16%)
B	12 (59%)	4 (18%)	1 (5%)
C	4 (30%)	1 (11%)	1 (10%)
Note : Unique stocks & allocation mentioned in highlighted cells			

Out of **9 Unique** no. stocks there is only **1** stock in C Strategy with **10% Proportion** which is not allocated in any other MF offered.

4 Stocks of C Fund with **30% Proportion** are **common** amongst both the funds i.e. A & C.

Recommended Mutual Funds

Scheme Category	Scheme Name
Large Cap Funds	HDFC Top 100 Fund
Large Cap Funds	Mirae Asset Large Cap Fund
Large Cap Funds	Aditya Birla SL Focused Equity Fund
Large Cap Funds	ICICI Pru Nifty Next 50 Index Fund
Large and Mid Cap Funds	Kotak Equity Opportunities Fund
Large and Mid Cap Funds	Motilal Oswal Large & Mid Cap Fund
Flexi Cap Funds	Aditya Birla SL Flexi Cap Fund
Flexi Cap Funds	Franklin India Flexi Cap Fund
Flexi Cap Funds	HDFC Flexi Cap Fund
Flexi Cap Funds	Kotak Flexicap Fund
Flexi Cap Funds	Parag Parikh Flexi Cap Fund
Flexi Cap Funds	WOC Flexicap Fund
Mid Cap Funds	HDFC Mid-Cap Opportunities Fund
Mid Cap Funds	Kotak Emerging Equity Fund
Mid Cap Funds	Motilal Oswal Midcap Fund
Mid Cap Funds	PGIM India Midcap Opportunities Fund
Mid Cap Funds	WOC Mid Cap Fund
Small Cap Funds	DSP Small Cap Fund
Small Cap Funds	HDFC Small Cap Fund
Small Cap Funds	Invesco India Smallcap Fund
Small Cap Funds	Kotak Small Cap Fund
Small Cap Funds	PGIM India Smallcap Fund
Sectoral Funds	HDFC Banking & Financial Services Fund
Thematic Funds	ICICI Pru India Opp Fund
Contra Funds	Invesco India Contra Fund
International Funds	Mirae Asset NYSE FANG+ETF FoF
International Funds	Motilal Oswal Nasdaq 100 FOF
International Funds	Motilal Oswal S&P 500 Index Fund
International Funds	Navi US Total Stock Market FoF
ELSS Funds	ICICI Pru LT Equity Fund (Tax Saving)
ELSS Funds	Mirae Asset Tax Saver
ELSS Funds	Motilal Oswal Long Term Equity

Thank You !

**Motilal Oswal Financial Services Limited (MOFSL)* Member of NSE, BSE, MCX, NCDEX CIN No.:
L67190MH2005PLC153397**

Registered Office Address: Motilal Oswal Tower, Rahimtullah Sayani Road, Opposite Parel ST Depot, Prabhadevi, Mumbai-400025; Tel No.: 022-71934263; Website www.motilaloswal.com. Correspondence Office Address: Palm Spring Centre, 2nd Floor, Palm Court Complex, New Link Road, Malad (West), Mumbai- 400 064. Tel No: 022 7188 1000. Registration Nos.: Motilal Oswal Financial Services Limited (MOFSL)*: INZ000158836. (BSE/NSE/MCX/NCDEX); CDSL and NSDL: IN-DP-16-2015; Research Analyst: INH000000412. AMFI: ARN - 146822; ; Insurance Corporate Agent: CA0579. Motilal Oswal Asset Management Company Ltd. (MOAMC): PMS (Registration No.: INP000000670); PMS and Mutual Funds are offered through MOAMC which is group company of MOFSL. Motilal Oswal Wealth Management Ltd. (MOWML): PMS (Registration No.: INP000004409) is offered through MOWML, which is a group company of MOFSL. • Motilal Oswal Financial Services Limited is a distributor of Mutual Funds, PMS, Fixed Deposit, Bond, NCDs, Insurance Products, Investment advisor and IPOs etc . These are not Exchange traded products and the Trading Member is just acting as distributor. All disputes with respect to the distribution activity would not have access to Exchange Investor Redressal Forum or Arbitration mechanism • Research & Advisory services is backed by proper research. Please read the Risk Disclosure Document prescribed by the Stock Exchanges carefully before investing. There is no assurance or guarantee of the returns. Details of Compliance Officer: Name: Neeraj Agarwal, Email ID: na@motilaloswal.com, Contact No.:022-40548085.The securities quoted are exemplary and are not recommendatory. Brokerage will not exceed SEBI prescribed limit. Customer having any query/feedback/ clarification may write to query@motilaloswal.com. In case of grievances for Securities Broking write to grievances@motilaloswal.com, for DP to dpgrievances@motilaloswal.com.

***Such representations are not indicative of future results.**

Investment in securities market are subject to market risks, read all the related documents carefully before investing.

Awards & Accolades



Voted as the top firm
across multiple
categories in the
**Asiamoney Brokers
Poll 2020 & 2019**



Inducted in the
'Hall of Fame'
at the 10th CNBC TV18
Financial Advisor
Awards 2019



Wins the **'Best
Broking Business of
the Year 2018'** at the
Money Control Wealth
Creator Awards.



**'Best Performing
Financial Advisor'**
(Equity Broker)
at the CNBC
TV18 Financial Advisor
Awards (5 Times)



Best Brokerage House
of the Year -
(West Region)
at the MCX Awards
2018 & 2019



Motilal Oswal
Financial Services
features in
Forbes India Super 50



Motilal Oswal
Financial Services
is now a
**Fortune 500
(India) Company**



Wins award for
innovation in
Cross-Media Marketing
at the Asia Pacific
Stevie® Awards



**'Best Video Content
in a traditional media'**
Award in Financial
Services Category
at the VIDEA 2020
Video Mmedia Awards



Wins
'Brand of the Year'
at the CNBC TV18
India Business
Leadership
Awards 2018

